

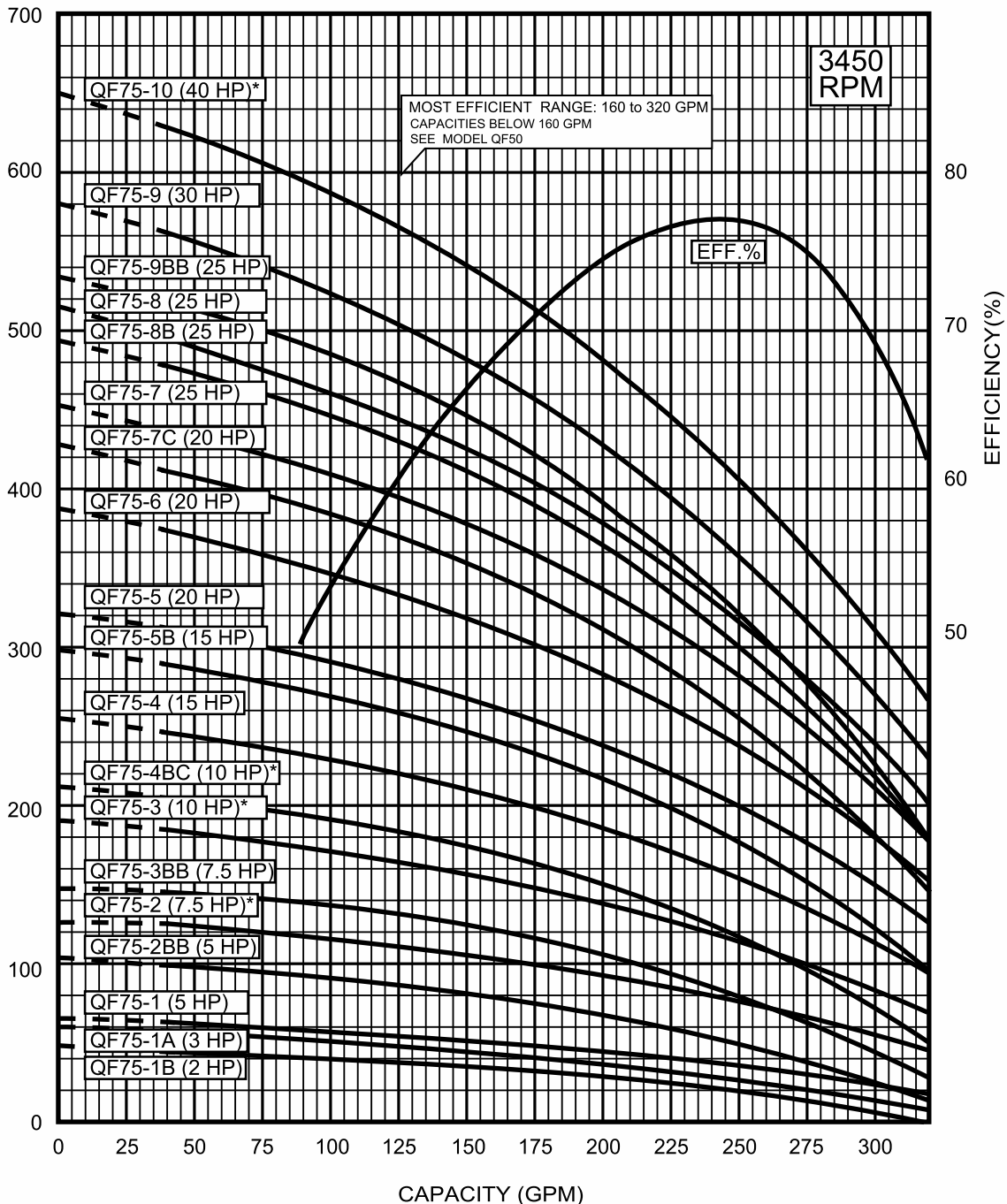


PERFORMANCE CURVE

230 GPM

MODEL QF 75

FLOW RANGE: 160 -320 GPM OUTLET SIZE: 3" NPT NOMINAL DIA. 6"



SPECIFICATIONS SUBJECT TO CHANGE WITHOUT NOTICE.
4" MOTOR STANDARD, 7.5 HP/3450 RPM
6" MOTOR STANDARD, 7.5-40 HP/3450 RPM.
8" MOTOR STANDARD, 50-75 HP/3525 RPM.
* Alternate motor sizes available.

Performance conforms to ISO 9906 Annex A
@ 8 ft. min. submergence.

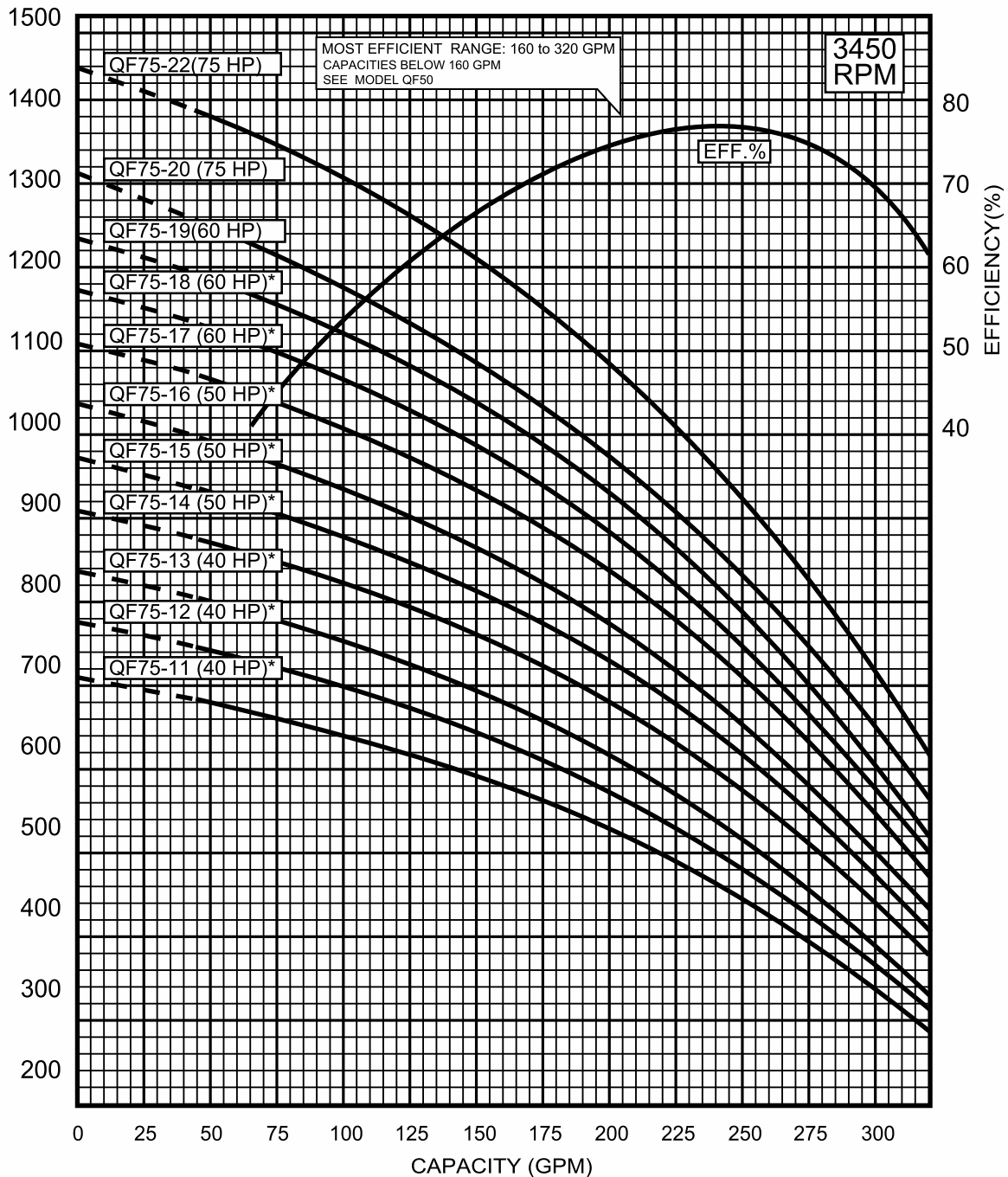


PERFORMANCE CURVE

230 GPM

MODEL QF 75

FLOW RANGE: 160 -320 GPM OUTLET SIZE: 3" NPT NOMINAL DIA. 6"



SPECIFICATIONS SUBJECT TO CHANGE WITHOUT NOTICE.
4" MOTOR STANDARD, 7.5 HP/3450 RPM
6" MOTOR STANDARD, 7.5-40 HP/3450 RPM.
8" MOTOR STANDARD, 50-75 HP/3525 RPM.
* Alternate motor sizes available.

Performance conforms to ISO 9906 Annex A
@ 8 ft. min. submergence.



TECHNICAL DATA

230 GPM

MODEL QF 75

DIMENSIONS AND WEIGHTS

MODEL NO.	FIG.	HP	MOTOR SIZE	Ph	DISCH. SIZE	DIMENSIONS IN INCHES					APPROX SHIPPING WEIGHT (lbs)	
						A	B	C	D	E	PUMP	MOTOR
QF75 1 B	A	2	4"	1	3" NPT	30.6	15.9	14.7	3.8	5.7	19	37
				3		30.6	15.9					37
QF75 1 A	A	3	4"	1	3" NPT	35.9	21.2	14.7	3.8	5.7	19	53
				3		35.9	21.2					53
QF75 1	A	5	4"	1	3" NPT	41.9	27.2	14.7	3.8	5.7	19	68
				3		37.5	22.8					57
QF75 2 AB	A	5	4"	1	3" NPT	46.4	27.2	19.2	3.8	5.7	25	68
				3		42.0	22.8					57
QF75 2	A	7.5	4"	3	3" NPT	49.4	30.2	19.2	3.8	5.7	25	77
QF75 2	A	7.5	6"	3	3" NPT	43.4	24.2	19.2	5.4	5.7	25	99
QF75 3 BB	A	7.5	4"	3	3" NPT	53.8	30.2	23.6	3.8	5.7	30	77
QF75 3 BB	A	7.5	6"	3	3" NPT	47.8	24.2	23.6	5.4	5.7	30	99
QF75 3	A	10	4"	3	3" NPT	53.8	32.5	23.6	3.8	5.7	30	84
QF75 3	A	10	6"	3	3" NPT	50.2	25.4	24.8	5.4	5.7	36	108
QF75 4BC	A	10	4"	3	3" NPT	60.6	32.5	28.1	3.8	5.7	35	84
QF75 4BC	A	10	6"	3	3" NPT	54.5	25.5	29.1	5.4	5.7	41	108
QF75 4	A	15	6"	3	3" NPT	57.1	28.0	29.1	5.4	5.7	41	119
QF75 5 B	A	15	6"	3	3" NPT	61.4	28.0	33.3	5.4	5.7	46	119
QF75 5	A	20	6"	3	3" NPT	63.8	30.5	33.3	5.4	5.7	46	132
QF75 6	A	20	6"	3	3" NPT	68.1	30.5	37.6	5.4	5.7	51	132
QF75 7 C	A	20	6"	3	3" NPT	72.4	30.5	41.9	5.4	5.7	55	132
QF75 7	A	25	6"	3	3" NPT	75.1	33.1	41.9	5.4	5.7	55	145
QF75 8 B	A	25	6"	3	3" NPT	79.4	33.1	46.2	5.4	5.7	60	145
QF75 8	A	25	6"	3	3" NPT	79.4	33.1	46.2	5.4	5.7	60	145
QF75 9 BB	A	25	6"	3	3" NPT	83.6	33.1	50.5	5.4	5.7	65	145
QF75 9	A	30	6"	3	3" NPT	86.2	35.7	50.5	5.4	5.7	65	158
QF75 10*	A	40	6"	3	3" NPT	98.1	43.3	54.8	5.4	5.7	70	220
QF75 11*	A	40	6"	3	3" NPT	102.4	43.3	59.1	5.4	5.7	75	220
QF75 12*	A	40	6"	3	3" NPT	106.6	43.3	63.4	5.4	5.7	80	220
QF75 13*	A	40	6"	3	3" NPT	110.9	43.3	67.7	5.4	5.7	85	220
QF75 14*	A	50	6"	3	3" NPT	130.5	58.5	72.0	5.4	5.7	90	308
QF75 15*	A	50	6"	3	3" NPT	134.8	58.5	76.3	5.4	5.7	95	308
QF75 16*	A	50	6"	3	3" NPT	139.1	58.5	80.6	5.4	5.7	99	308
QF75 17*	A	60	6"	3	3" NPT	133.3	48.4	84.8	5.4	5.7	105	416
QF75 18*	A	60	6"	3	3" NPT	137.6	48.4	89.1	5.4	5.7	110	416
QF75 19*	A	60	6"	3	3" NPT	141.8	48.4	93.4	5.4	5.7	114	416
QF75 17	A	60	8"	3	3" NPT	135.8	48.4	87.4	7.5	7.6	113	416
QF75 18	A	60	8"	3	3" NPT	140.2	48.4	91.8	7.5	7.6	119	416
QF75 19	A	60	8"	3	3" NPT	144.7	48.4	96.3	7.5	7.6	124	416
QF75 20**	B	75	8"	3	4" M-NPT	153.5	52.8	100.7	7.5	7.6	131	447
QF75 20**	B	75	8"	3	4" M-NPT	162.4	52.8	109.6	7.5	7.6	140	447

NOTES: All models suitable for use in 6" wells, unless equipped with 8" motor.
* Alternate motor sizes available.
** Built into sleeve, 4" NPT, 8" motor required.

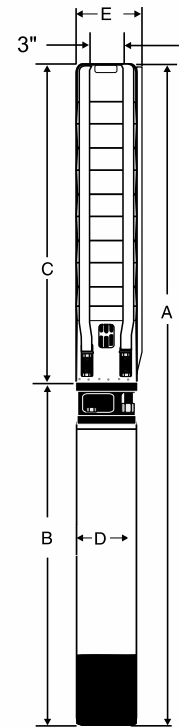


Fig. A

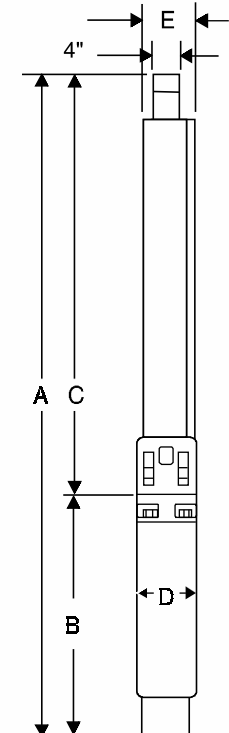


Fig. B