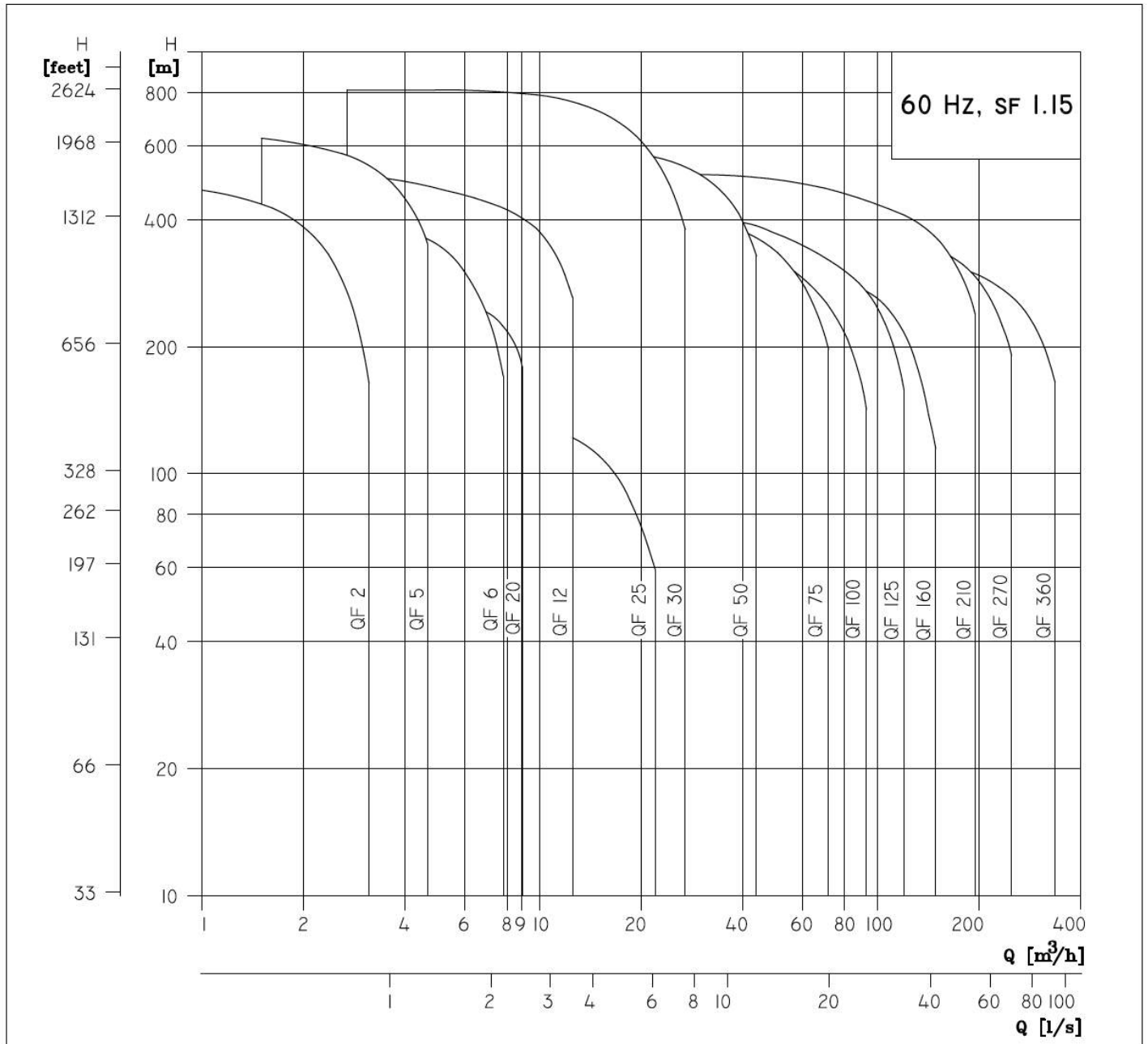




# BOMBAS SUMERGIBLES QF

60 Hz

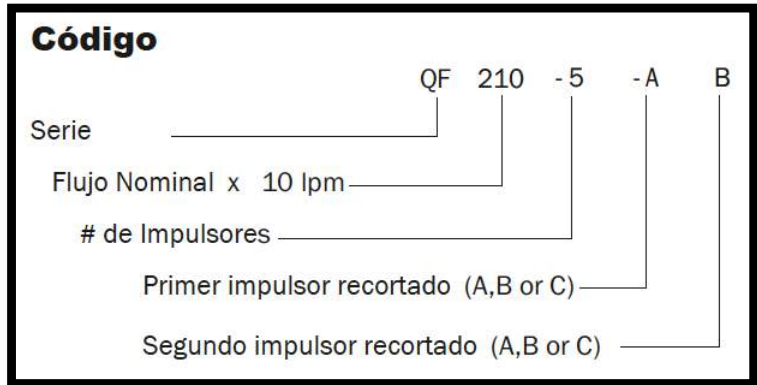
## RANGOS DE OPERACIÓN



Rango de 0.3 hasta 93 lps

## APLICACIONES

- Pozos Profundos
- Sistemas de riego
- Cisternas
- Cárcamos



## LÍQUIDO A BOMBEAR

Líquidos limpios, delgadas y no agresivos sin partículas sólidas o fibras.

Temperatura máxima 40 °C

## MANTENIMIENTO Y REPARACIÓN

Se cuenta con el personal más calificado para las reparaciones.  
Se cuenta con Kits de reparación originales.

## CONSTRUIDAS EN ACERO INOXIDABLE

Las bombas Shakti son construidas con la más alta calidad

## CONDICIONES DE LAS CURVAS

Aplican las siguientes condiciones de las curvas que se muestran en las páginas siguientes:

- Tolerancia según la norma ISO 9906, Anexo A.
- Las curvas de rendimiento muestran el rendimiento de la bomba rangos de velocidades estándar de los motores.
  - Motores de 4 ": n = 3460 rpm
  - Motores de 6 ": n = 3450 rpm
  - Motores de 8 "a 12": n = 3500 rpm
- Las mediciones se hicieron con agua sin aire a una temperatura de 20 °C con viscosidad de 1mm<sup>2</sup>/s.
- Las curvas de rendimiento son inclusive de posibles pérdidas tales como la pérdida de la válvula de no retorno.



## BOMBAS SUMERGIBLES MODELO QF

### CURVAS DE OPERACIÓN





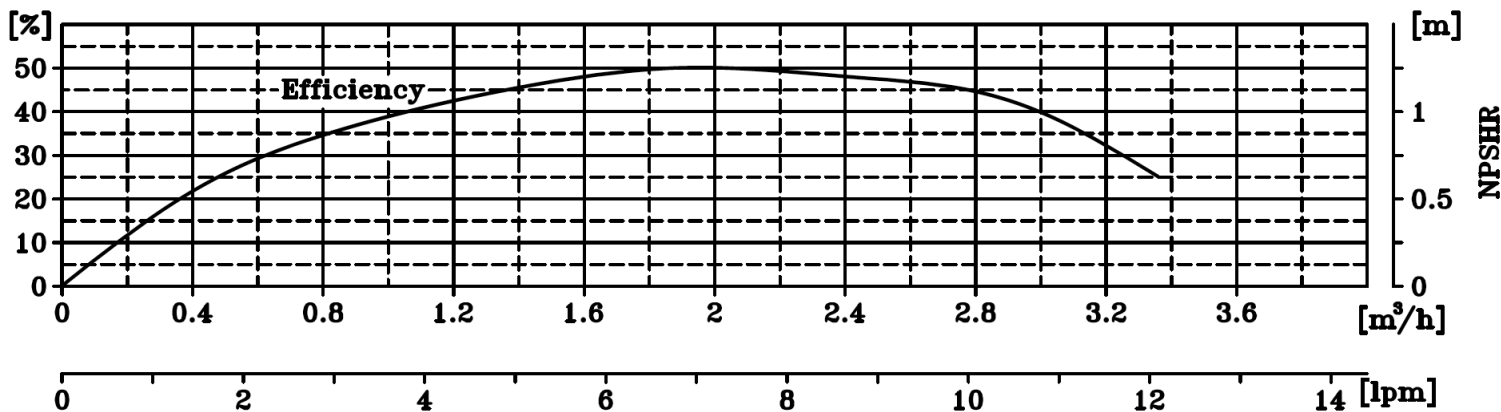
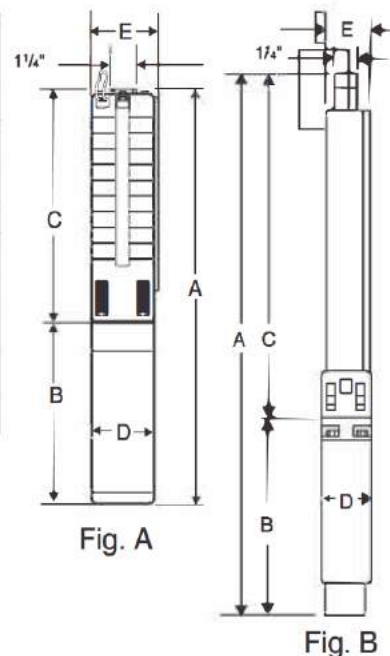
RANGO DE FLUJO: 0.3 – 0.9 lps      DESCARGA: 1 ¼"      DIÁMETRO NOMINAL: 4"

**DIMENSIONES Y PESOS**

MODELO No.	FIG.	HP	ACOPLE A MOTOR	TAMAÑO DESCARGA	DIMENSIONES EN PULGADAS					PESO APROX. Lb.
					A	B	C	D	E	
QF 2-6	A	1/3	4"	1 1/4" NPT	19.9	8.8	11.1	3.8	3.9	26
QF 2-9	A	1/2	4"	1 1/4" NPT	23.0	9.5	13.5	3.8	3.9	29
QF 2-12	A	3/4	4"	1 1/4" NPT	26.7	10.7	16.0	3.8	3.9	32
QF 2-15	A	1	4"	1 1/4" NPT	30.3	11.8	18.5	3.8	3.9	34
QF 2-21	A	1 1/2	4"	1 1/4" NPT	37.1	13.6	23.5	3.8	3.9	44
QF 2-27	A	2	4"	1 1/4" NPT	43.5	15.1	28.4	3.8	3.9	49
QF 2-34	A	3	4"	1 1/4" NPT	54.7	20.6	34.1	3.8	3.9	83
QF 2-48	A	5	4"	1 1/4" NPT	71.3	23.6	47.7	3.8	3.9	115
QF 2-58*	B	5	4"	1 1/4" MPT	88.2	23.6	64.5	3.8	4.3	142

NOTAS: Los pesos incluyen el motor y la bomba incluidos en Libras.

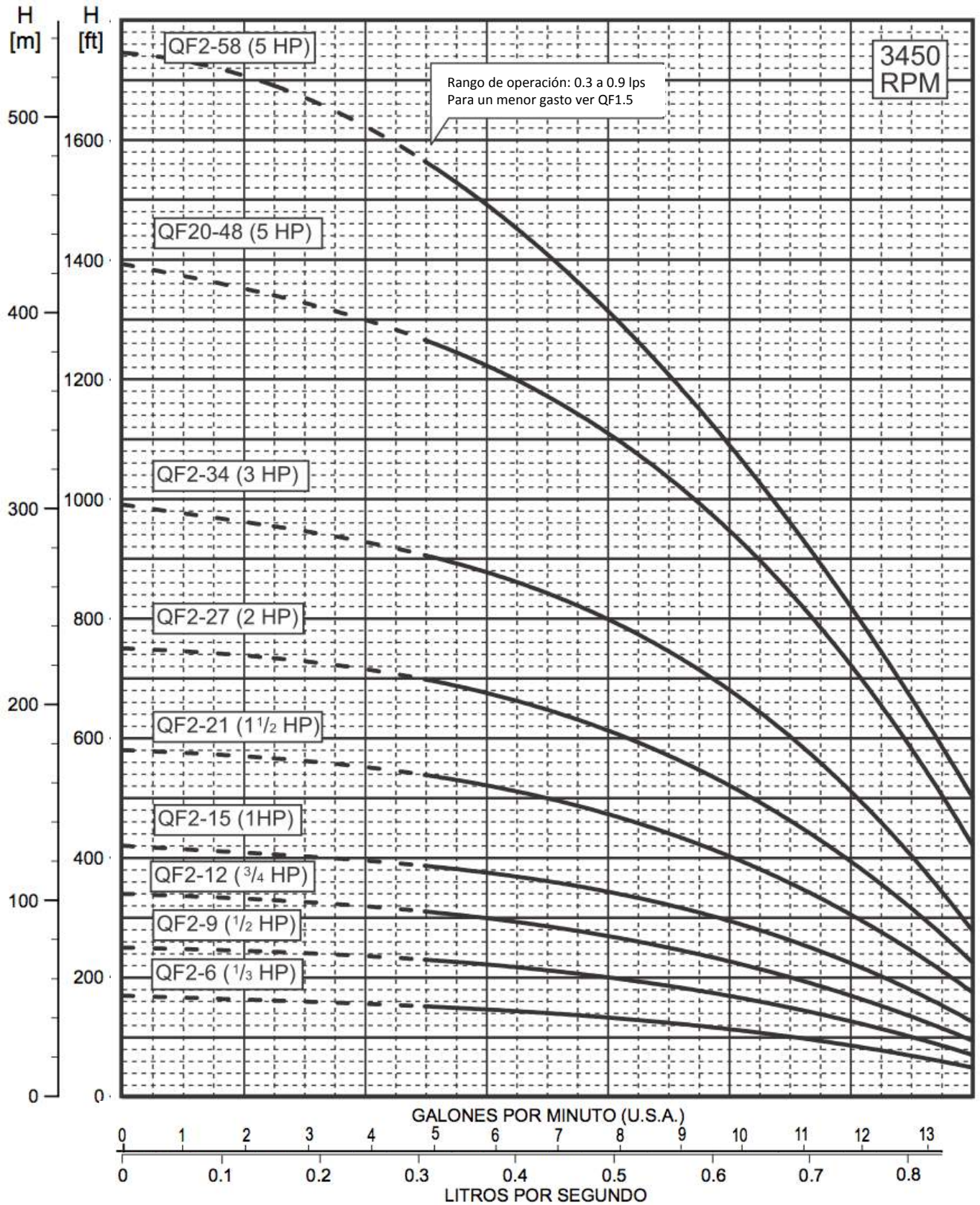
\* Fig. B: Bomba con funda inoxidable.



RANGO DE FLUJO: 0.3 – 0.9 lps

DESCARGA: 1 ¼"

DIÁMETRO NOMINAL: 4"



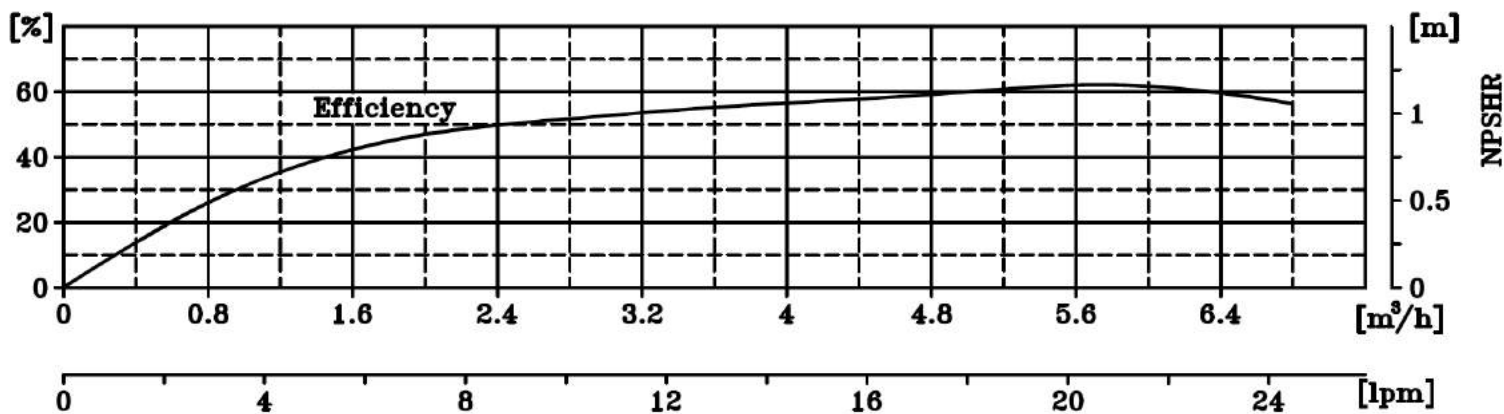
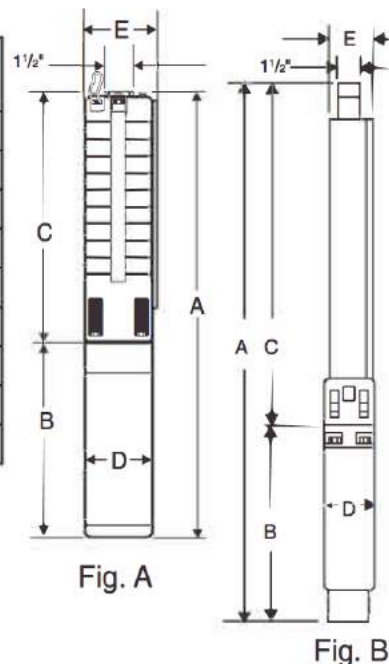
RANGO DE FLUJO: 1.1 – 2 lps      DESCARGA: 1 ½ "      DIÁMETRO NOMINAL: 4"

**DIMENSIONES Y PESOS**

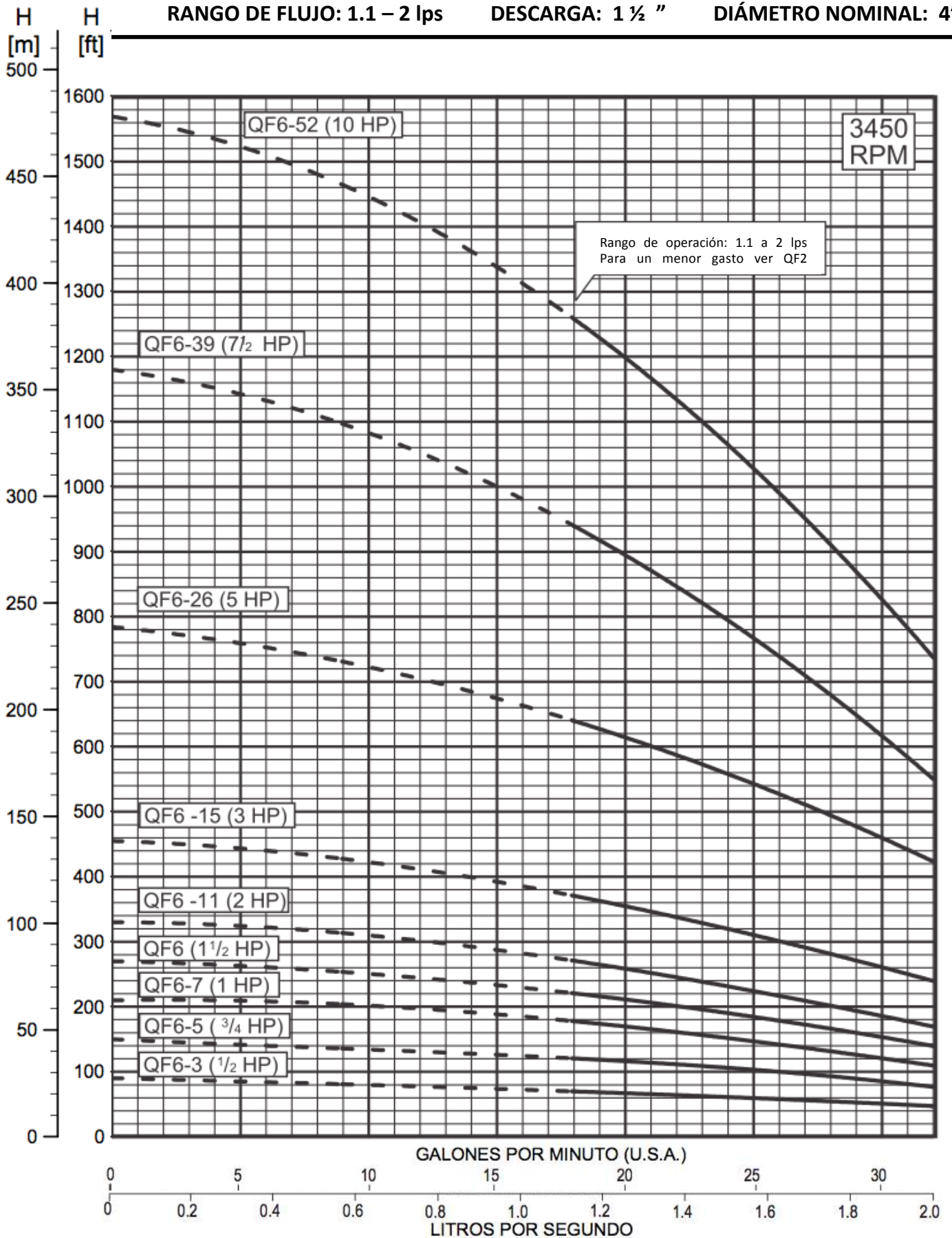
MODELO NO.	FIG.	HP	MOTOR SIZE	TAMAÑO DESCARGA	DIMENSIONES EN PULG.					PESO APROX. Lb.
					A	B	C	D		
QF 6 -3	A	1/2	4"	1 1/2" NPT	18.1	9.5	8.6	3.8	3.9	26
QF 6 -5	A	3/4	4"	1 1/2" NPT	20.9	10.7	10.2	3.8	3.9	28
QF 6 -7	A	1	4"	1 1/2" NPT	23.7	11.8	11.9	3.8	3.9	29
QF 6 -9	A	1 1/2	4"	1 1/2" NPT	27.1	13.6	13.5	3.8	3.9	34
QF 6 -11	A	2	4"	1 1/2" NPT	30.3	15.1	15.2	3.8	3.9	37
QF 6 -15	A	3	4"	1 1/2" NPT	39.1	20.6	18.5	3.8	3.9	59
QF 6 -26	A	5	4"	1 1/2" NPT	51.2	23.6	27.6	3.8	3.9	76
QF 6 -39*	A	7 1/2	6"	1 1/2" NPT	66.8	24.2	42.6	5.4	4.6	168
QF 6 -52*	B	10	6"	1 1/2" MPT	90.9	25.4	65.5	5.4	5.4	226

NOTAS: Los pesos incluyen el motor y la bomba en Libras.

\* Fig. B: Bomba con funda inoxidable.







RANGO DE FLUJO: 1.5 – 3.5 lps

DESCARGA: 2"

DIÁMETRO NOMINAL: 4"

**DIMENSIONES Y PESOS**

MODELO NO.	FIG.	HP	TAMAÑO MOTOR	TAMAÑO DESCARGA	DIMENSIONES EN PULGADAS					PESO APROX. Lb
					A	B	C	D	E	
QF12-3	A	1	4"	2" NPT	24.6	11.8	12.8	3.8	3.9	32
QF12-5	A	1 1/2	4"	2" NPT	29.7	13.6	16.1	3.8	3.9	37
QF12-7	A	2	4"	2" NPT	34.5	15.1	19.4	3.8	3.9	41
QF12-9	A	3	4"	2" NPT	43.3	20.6	22.7	3.8	3.9	65
QF12-12	A	5	4"	2" NPT	51.3	23.6	27.7	3.8	3.9	78
QF12-15	A	5	4"	2" NPT	56.2	23.6	32.6	3.8	3.9	84
QF12-21*	A	7 1/2	4"	2" NPT	74.6	29.6	45.0	3.8	3.9	120
QF12-25*	A	7 1/2	4"	2" NPT	81.2	29.6	51.6	3.8	3.9	124
QF12-30*	A	10	4"	2" NPT	103.7	43.9	59.8	3.8	3.9	181
QF12-37	A	15	6"	2" NPT	99.5	28.0	71.5	5.4	5.4	244
QF12-44	A	15	6"	2" NPT	111.0	28.0	83.0	5.4	5.4	340
QF12-50**	B	20	6"	2" MPT	136.0	30.6	105.4	5.4	5.5	319
QF12-58**	B	20	6"	2" MPT	149.2	30.6	118.6	5.4	5.5	334
QF12-66**	B	20	6"	2" MPT	162.4	30.6	131.8	5.4	5.5	394

NOTAS: Los pesos incluyen el motor y la bomba en Libras

\* También disponible con motor de 6".

\*\* Fig. B. Bomba con funda inoxidable

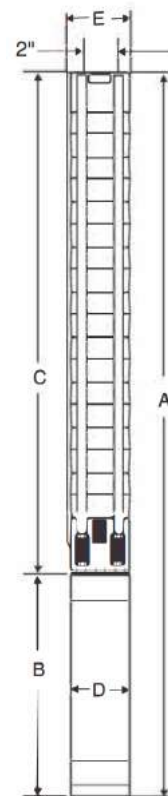


Fig. A

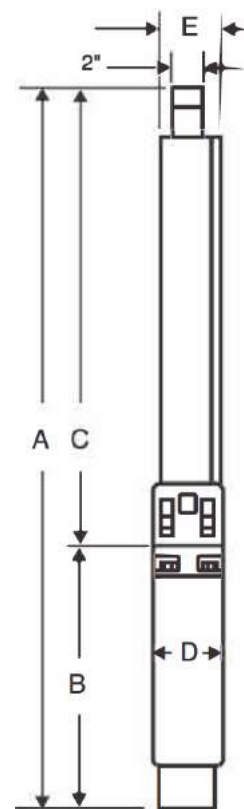
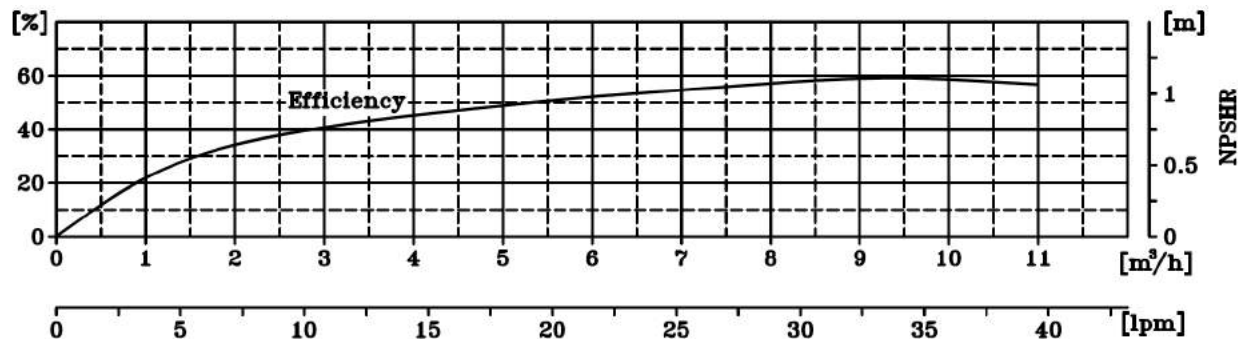


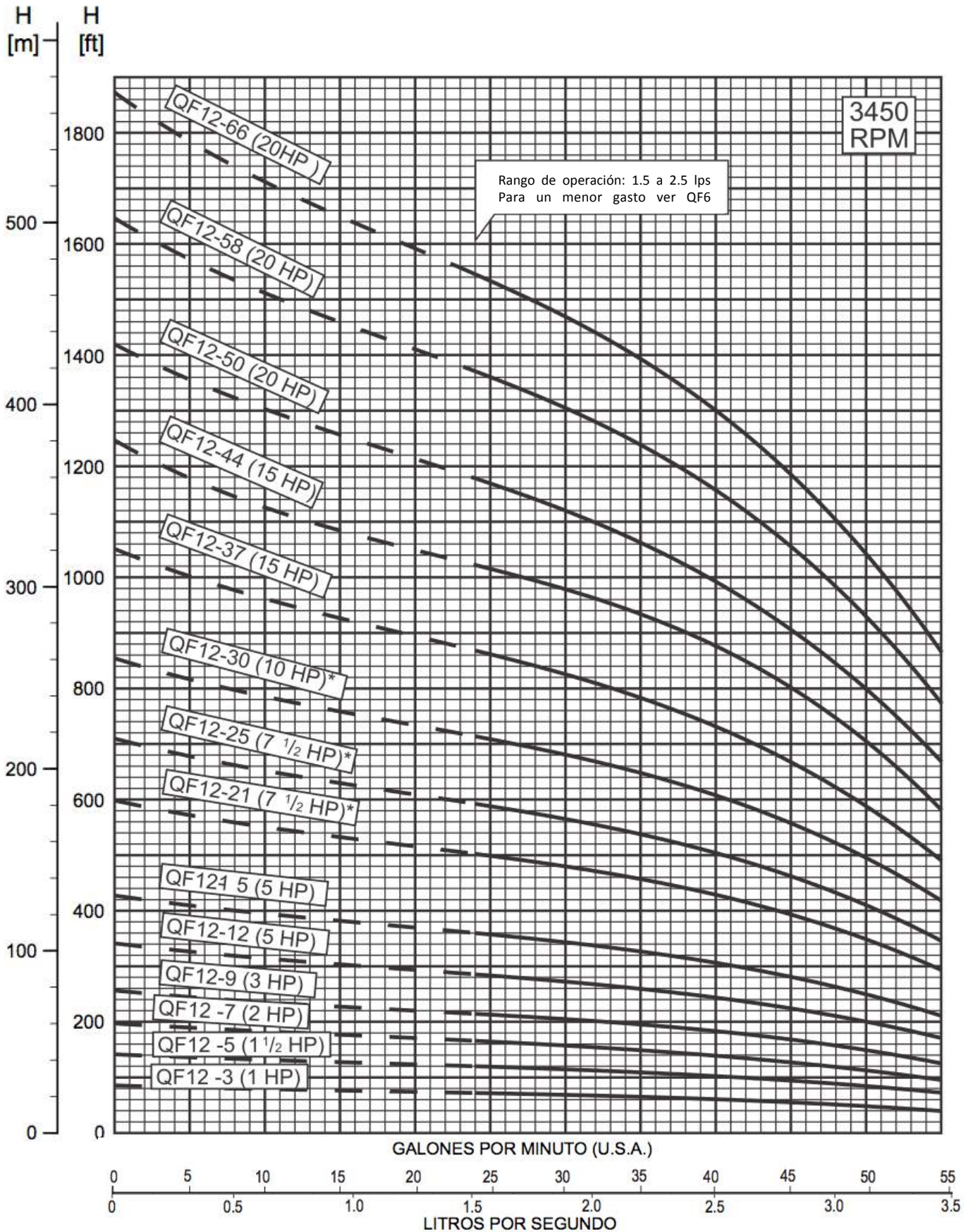
Fig. B



RANGO DE FLUJO: 1.5 – 3.5 lps

DESCARGA: 2"

DIÁMETRO NOMINAL: 4"



### DIMENSIONES Y PESOS

MODELO NO.	FIG.	HP	TAMAÑO MOTOR	TAMAÑO DESCARGA	DIIMENSIONES EN PULG.					PESO APROX. Lb
					A	B	C	D	E	
QF25-3	A	2	4"	2" NPT	30.0	15.1	14.9	3.8	3.9	38
QF25-5	A	3	4"	2" NPT	40.7	20.6	20.1	3.8	3.9	64
QF25-8	A	5	4"	2" NPT	51.4	23.6	27.8	3.8	3.9	78
QF25-12*	A	7 1/2	4"	2" NPT	67.5	29.6	37.9	3.8	3.9	100
QF25-16*	A	10	4"	2" NPT	92.1	43.9	48.2	3.8	3.9	155

NOTAS: Los pesos incluyen el motor y la bomba. Peso en Libras

\* También disponible con motor de 6"

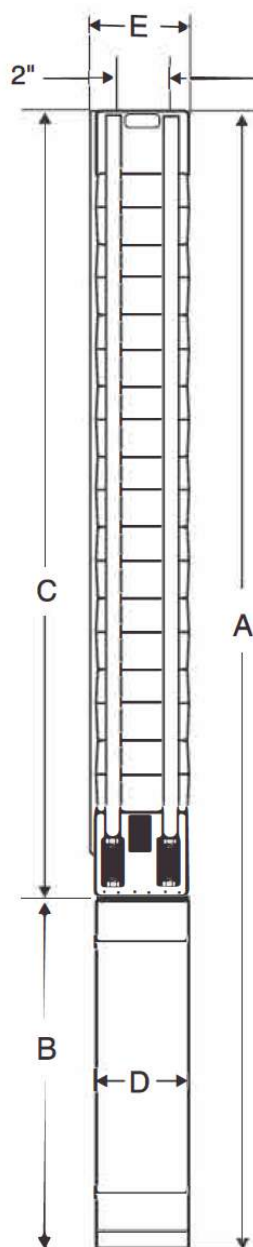
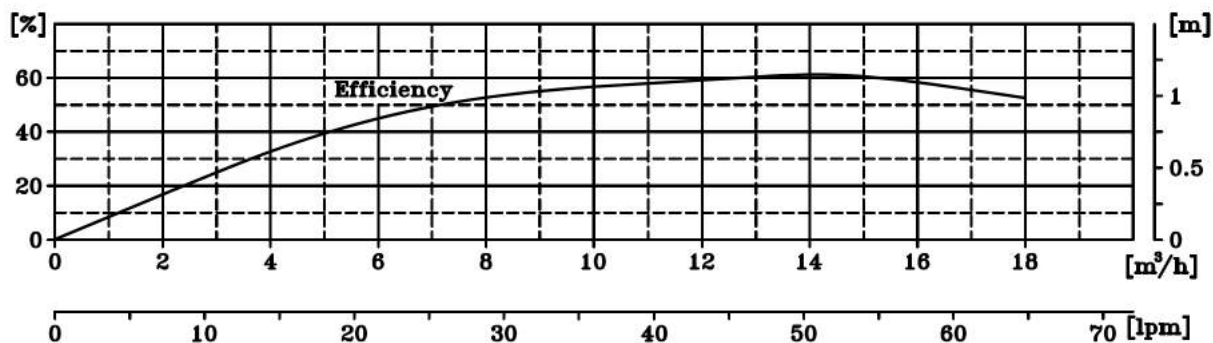
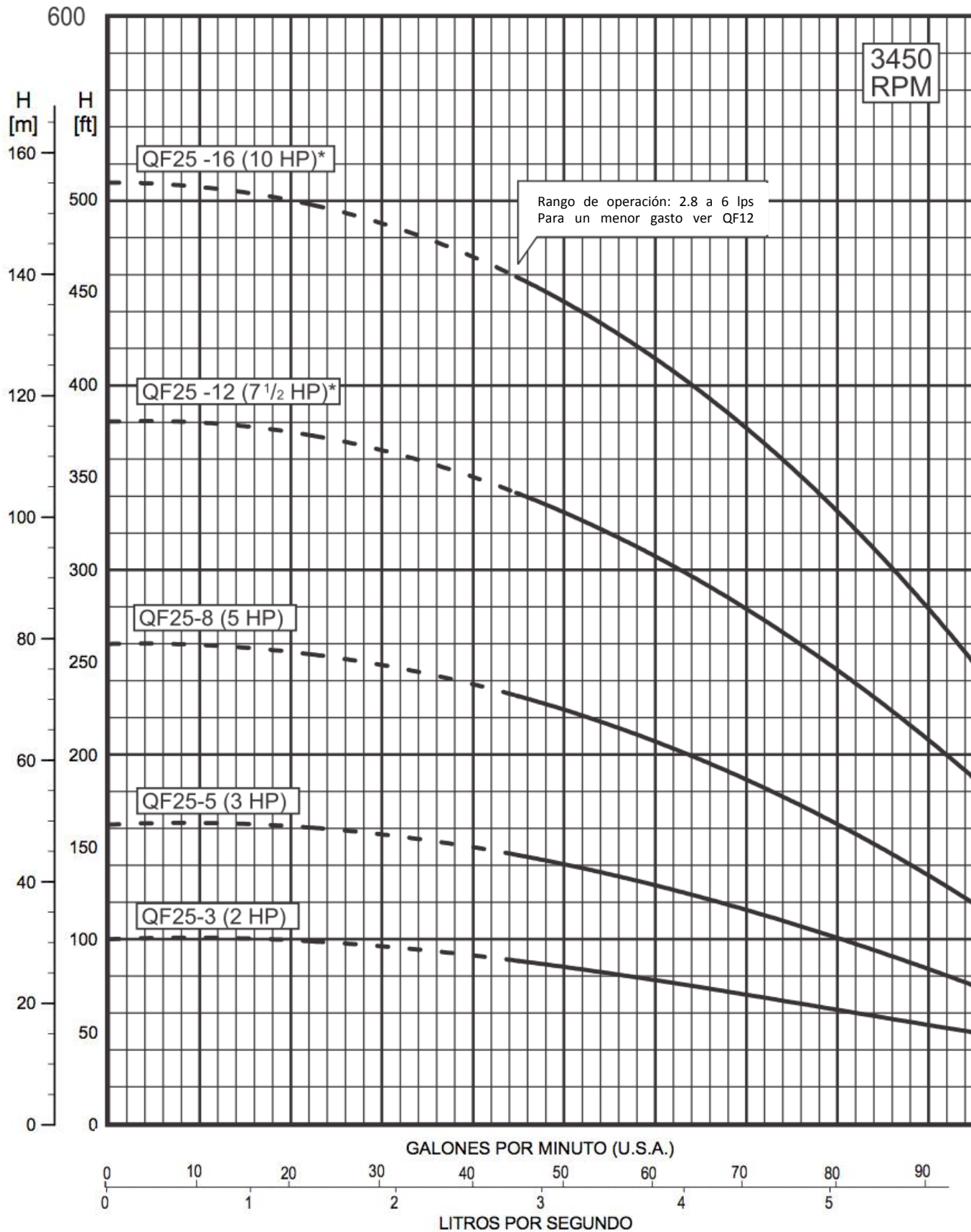


Fig. A

RANGO DE FLUJO: 2.8 – 6 lps

DESCARGA: 2"

DIÁMETRO NOMINAL: 4"





RANGO DE FLUJO: 1.2 – 7.3 lps

DESCARGA: 3"

DIÁMETRO NOMINAL: 6"

**DIMENSIONES Y PESOS**

MODELO NO.	FIG.	HP	TAMAÑO MOTOR	TAMAÑO. DESCARGA	DIMENSIONES EN PULGADAS					PESO APROX. Lb.
					A	B	C	D	E	
QF30 -1	A	1 1/2	4"	3" NPT	25.9	13.6	12.3	3.75	5.2	37
QF30 -2	A	3	4"	3" NPT	35.3	20.6	14.7	3.75	5.2	61
QF30 -3	A	5	4"	3" NPT	40.7	23.6	17.1	3.75	5.2	75
QF30 -4	A	5	4"	3" NPT	43.1	23.6	19.5	3.75	5.2	77
QF30 -5	A	7 1/2	4"	3" NPT	51.5	29.6	21.9	3.75	5.2	95
QF30 -6	A	7 1/2	4"	3" NPT	53.9	29.6	24.3	3.75	5.2	97
QF30 -7	A	10	4"	3" NPT	70.5	43.9	26.6	3.75	5.2	151
QF30 -8	A	10	4"	3" NPT	72.9	43.9	29.0	3.75	5.2	154
QF30 -9	A	10	4"	3" NPT	75.3	43.9	31.4	3.75	5.2	156
QF30 -5	A	7 1/2	6"	3" NPT	46.7	24.2	22.5	5.38	5.6	135
QF30 -6	A	7 1/2	6"	3" NPT	49.1	24.2	24.9	5.38	5.6	137
QF30 -7	A	10	6"	3" NPT	52.7	25.4	27.3	5.38	5.6	148
QF30 -8	A	10	6"	3" NPT	55.0	25.4	29.6	5.38	5.6	151
QF30 -9	A	10	6"	3" NPT	57.4	25.4	32.0	5.38	5.6	153
QF30 -10	A	15	6"	3" NPT	62.4	28.0	34.4	5.38	5.6	170
QF30 -11	A	15	6"	3" NPT	64.8	28.0	36.8	5.38	5.6	174
QF30 -12	A	15	6"	3" NPT	67.2	28.0	39.2	5.38	5.6	176
QF30 -13	A	15	6"	3" NPT	69.6	28.0	41.6	5.38	5.6	178
QF30 -14	A	20	6"	3" NPT	74.5	30.6	43.9	5.38	5.6	193
QF30 -15	A	20	6"	3" NPT	76.9	30.6	46.3	5.38	5.6	198
QF30 -16	A	20	6"	3" NPT	79.3	30.6	48.7	5.38	5.6	200
QF30 -17	A	20	6"	3" NPT	81.7	30.6	51.1	5.38	5.6	202
QF30 -18	A	20	6"	3" NPT	84.1	30.6	53.5	5.38	5.6	204
QF30 -19	A	25	6"	3" NPT	88.9	33.1	55.8	5.38	5.6	240
QF30 -20	A	25	6"	3" NPT	91.9	33.1	58.2	5.38	5.6	244
QF30 -21	A	25	6"	3" NPT	94.7	33.1	60.6	5.38	5.6	246
QF30 -22	A	25	6"	3" NPT	96.7	33.1	63.0	5.38	5.6	249
QF30 -23	A	30	6"	3" NPT	101.1	35.7	65.4	5.38	5.6	264
QF30 -24	A	30	6"	3" NPT	103.5	35.7	67.8	5.38	5.6	266
QF30 -25	A	30	6"	3" NPT	105.8	35.7	70.1	5.38	5.6	271
QF30 -26	A	30	6"	3" NPT	108.8	35.7	73.1	5.38	5.6	273
QF30 -27	A	30	6"	3" NPT	116.3	40.8	75.5	5.38	5.6	278
QF30 -28	A	40	6"	3" NPT	118.7	40.8	77.9	5.38	5.6	281
QF30 -29	A	40	6"	3" NPT	121.1	40.8	80.7	5.38	5.6	283
QF30 -30	A	40	6"	3" NPT	123.4	40.8	82.6	5.38	5.6	287
QF30 -33*	B	40	6"	3" NPT	139.7	40.8	98.9	5.38	6.9	343
QF30 -36*	B	40	6"	3" NPT	146.9	40.8	106.1	5.38	6.9	354
QF30 -39*	B	50	6"	3" NPT	171.0	57.8	113.2	5.38	6.9	448
QF30 -33*	B	40	8"	3" NPT	134.7	35.8	98.9	7.5	6.9	377
QF30 -36*	B	40	8"	3" NPT	141.9	35.8	106.1	7.5	6.9	390
QF30 -39*	B	50	8"	3" NPT	152.0	38.8	113.2	7.5	6.9	498

NOTAS: Los pesos incluyen el motor y la bomba. Peso en Libras

\* Fig. B: Bomba con funda inoxidable

RANGO DE FLUJO: 1.2 – 7.3 lps

DESCARGA: 3"

DIÁMETRO NOMINAL: 6"

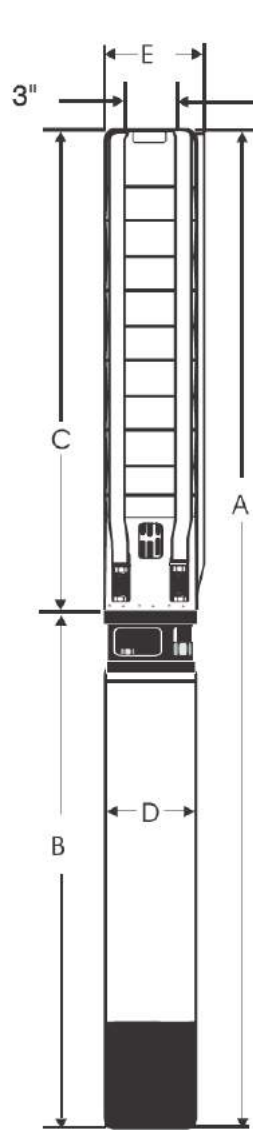
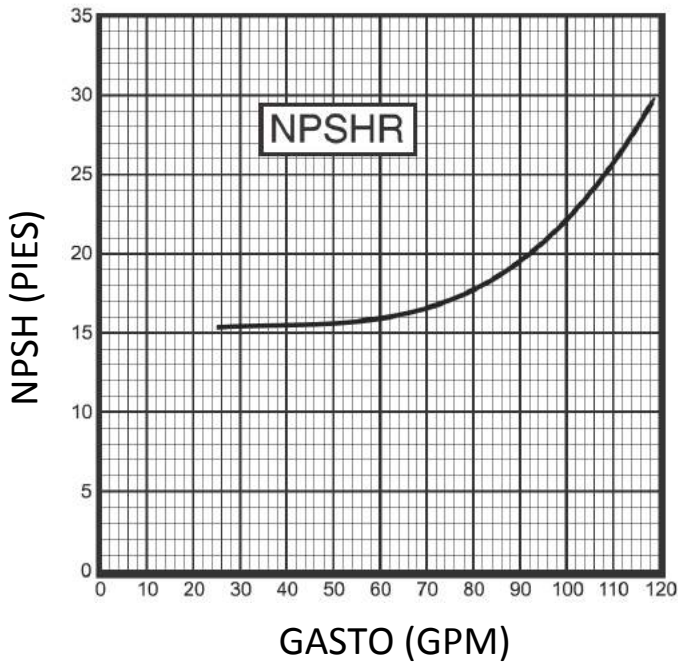


Fig. A

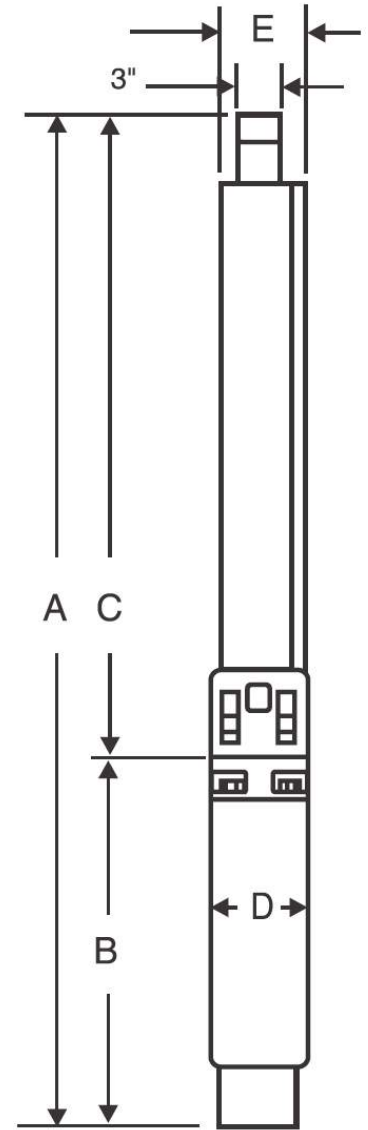


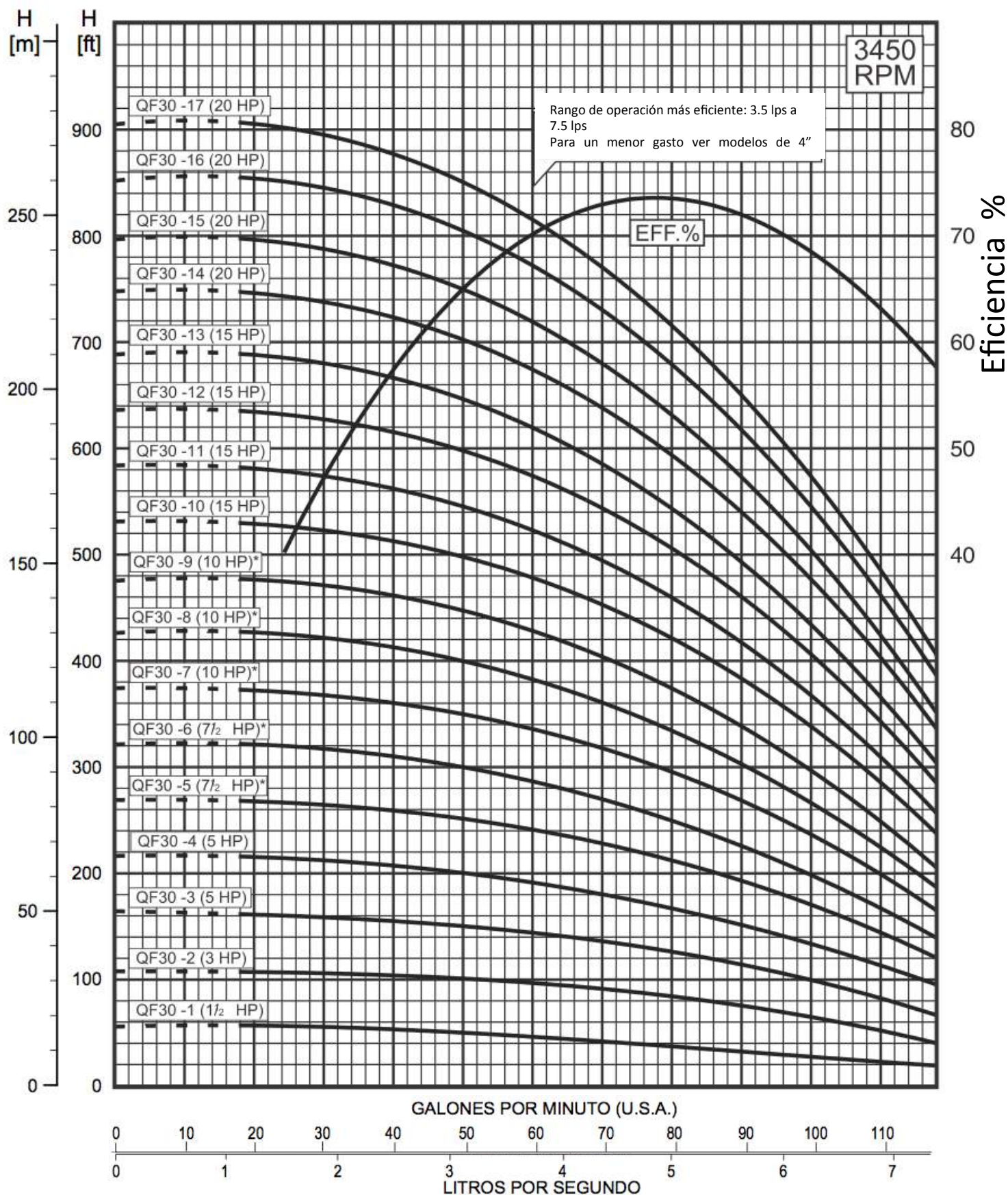
Fig. B



RANGO DE FLUJO: 1.2 – 7.3 lps

DESCARGA: 3"

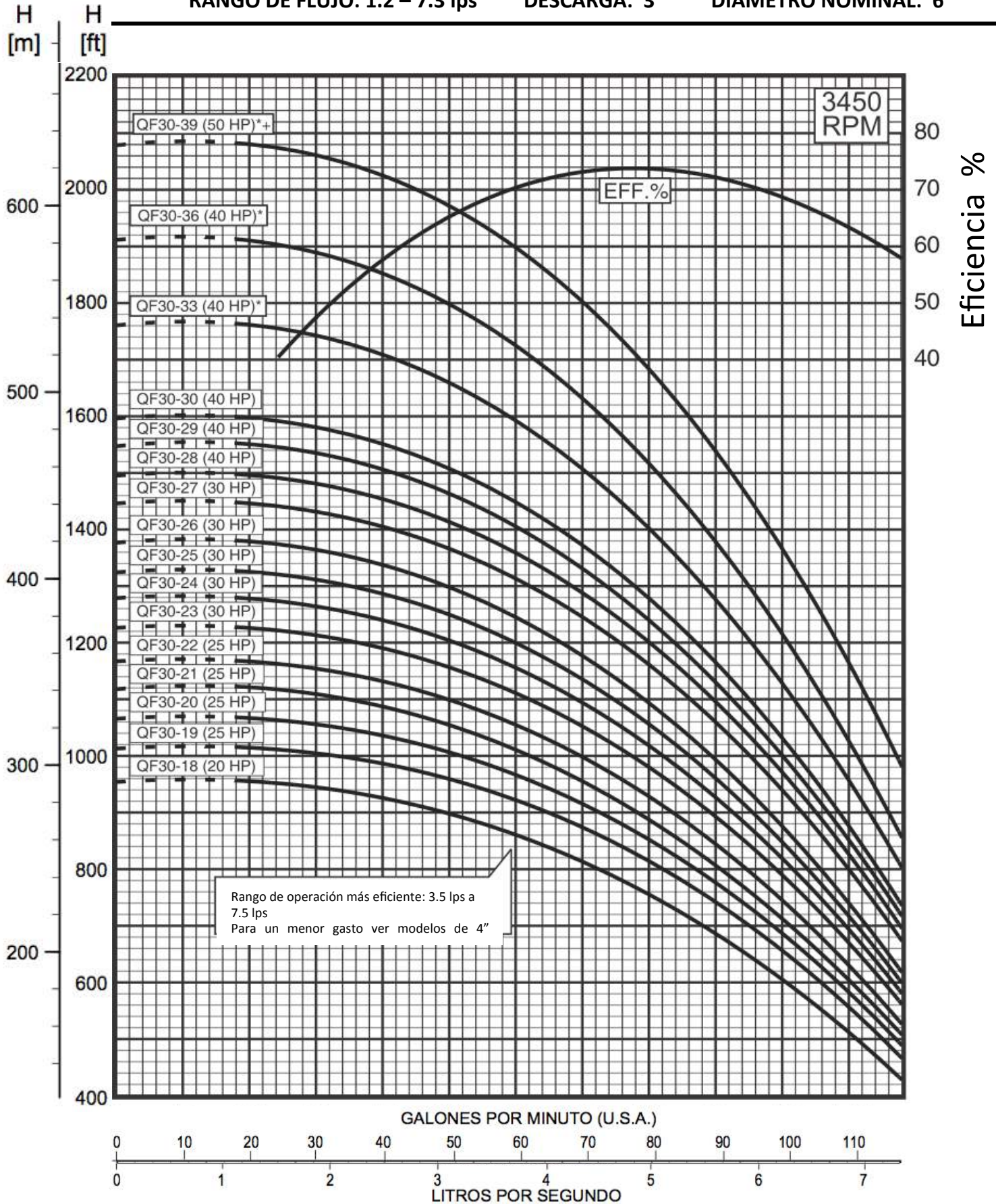
DIÁMETRO NOMINAL: 6"



RANGO DE FLUJO: 1.2 – 7.3 lps

DESCARGA: 3"

DIÁMETRO NOMINAL: 6"





RANGO DE FLUJO: 2.5 – 13 lps

DESCARGA: 3"

DIÁMETRO NOMINAL: 6"

**DIMENSIONES Y PESOS**

Modelo No.	Fig	HP	Tamaño Motor	Tamaño Descarga	A	B	C	D	E	Peso Aprox. Lb
QF 50-1	A	2	4"	3" NPT	27.3	13.6	13.7	3.75	5.2	55
QF 50-2	A	5	4"	3" NPT	41.1	23.6	17.5	3.75	5.2	75
QF 50-3	A	7 1/2	4"	3" NPT	50.9	29.6	21.3	3.75	5.2	92
QF 50-4	A	7 1/2	4"	3" NPT	54.7	29.6	25.1	3.75	5.2	97
QF 50-5	A	10	4"	3" NPT	72.8	43.9	28.9	3.75	5.2	151
QF 50-4	A	7 1/2	6"	3" NPT	49.9	24.2	25.7	5.38	5.6	135
QF 50-5	A	10	6"	3" NPT	54.9	25.4	29.5	5.38	5.6	148
QF 50-6	A	15	6"	3" NPT	61.3	28	33.3	5.38	5.6	167
QF 50-7	A	15	6"	3" NPT	65	28	37	5.38	5.6	169
QF 50-8	A	15	6"	3" NPT	68.8	28	40.8	5.38	5.6	174
QF 50-9	A	20	6"	3" NPT	75.2	30.6	44.6	5.38	5.6	191
QF 50-10	A	20	6"	3" NPT	79	30.6	48.4	5.38	5.6	193
QF 50-11	A	20	6"	3" NPT	82.8	30.6	52.2	5.38	5.6	198
QF 50-12	A	25	6"	3" NPT	89	33.1	55.9	5.38	5.6	235
QF 50-13	A	25	6"	3" NPT	92.8	33.1	59.7	5.38	5.6	238
QF 50-14	A	25	6"	3" NPT	96.6	33.1	63.5	5.38	5.6	242
QF 50-15	A	30	6"	3" NPT	103	35.7	67.3	5.38	5.6	260
QF 50-16	A	30	6"	3" NPT	106.8	35.7	71.1	5.38	5.6	262
QF 50-17	A	30	6"	3" NPT	110.5	35.7	74.8	5.38	5.6	266
QF 50-18	A	40	6"	3" NPT	119.4	40.8	78.6	5.38	5.6	306
QF 50-19	A	40	6"	3" NPT	123.2	40.8	82.4	5.38	5.6	308
QF 50-20	A	40	6"	3" NPT	127	40.8	86.2	5.38	5.6	323
QF 50-21	A	40	6"	3" NPT	130.8	40.8	90	5.38	5.7	334
QF 50-22	A	40	6"	3" NPT	134.5	40.8	93.7	5.38	5.7	338
QF 50-23	A	40	6"	3" NPT	138.3	40.8	97.5	5.38	5.7	340
QF 50-24	A	50	6"	3" NPT	162.2	57.8	104.4	5.38	6.1	442
QF 50-25	A	50	6"	3" NPT	166	57.8	108.2	5.38	6.1	444
QF 50-26	A	50	6"	3" NPT	169.8	57.8	112	5.38	6.1	446
QF 50-27	A	50	6"	3" NPT	173.6	57.8	115.8	5.38	6.1	448
QF 50-28	A	50	6"	3" NPT	183.4	63.8	119.6	5.38	7.1	450
QF 50-29	A	60	6"	3" NPT	193.7	63.8	129.9	5.38	7.1	448
QF 50-31	A	60	6"	3" NPT	201.3	63.8	137.5	5.38	7.1	452
QF 50-33	A	60	6"	3" NPT	208.8	63.8	145	5.38	7.1	456
QF 50-24	A	50	8"	3" NPT	143.2	38.8	104.4	7.5	7.5	492
QF 50-25	A	50	8"	3" NPT	147	38.8	108.2	7.5	7.5	495
QF 50-26	A	50	8"	3" NPT	150.8	38.8	112	7.5	7.5	497
QF 50-27	A	50	8"	3" NPT	154.6	38.8	115.8	7.5	7.5	499
QF 50-28	A	50	8"	3" NPT	158.4	38.8	119.6	7.5	7.5	501
QF 50-29 *	B	60	8"	3" NPT	169.7	41.8	127.9	7.5	7.5	539
QF 50-31 *	B	60	8"	3" NPT	177.3	41.8	135.5	7.5	7.5	543
QF 50-33 *	B	60	8"	3" NPT	184.8	41.8	149	7.5	7.5	547
QF 50-36 *	B	75	8"	3" NPT	201.8	47.4	154.4	7.5	7.5	592
QF 50-39 *	B	75	8"	3" NPT	213.1	47.4	165.7	7.5	7.5	598

NOTAS: Los Pesos incluyen el motor y la bomba. Peso en Libras

\* Fig B: Bomba con funda inoxidable.

RANGO DE FLUJO: 2.5 – 13 lps

DESCARGA: 3"

DIÁMETRO NOMINAL: 6"

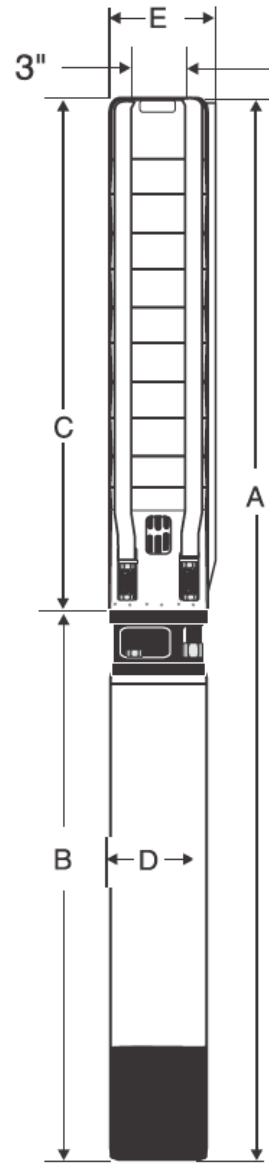
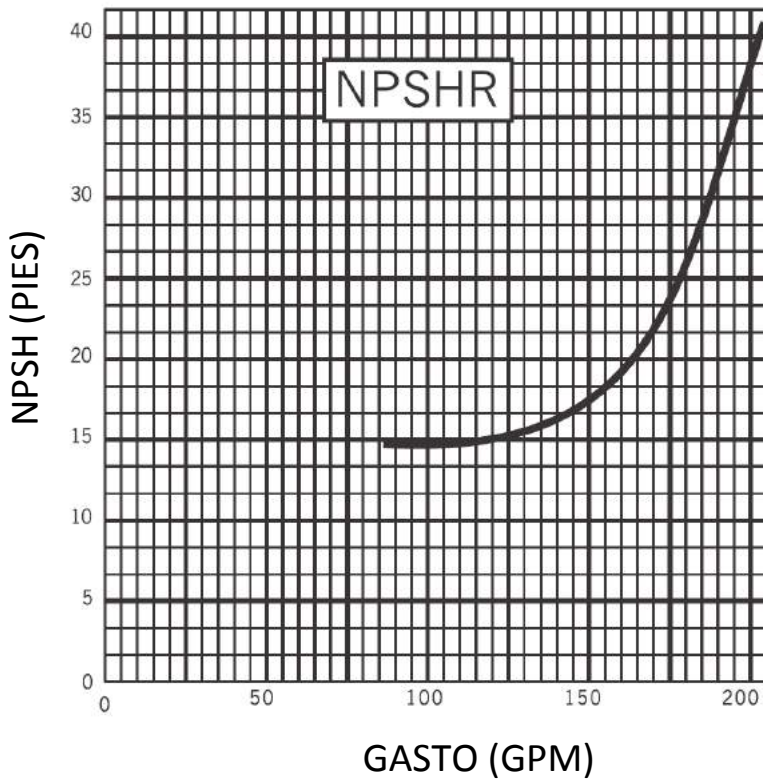


Fig. A

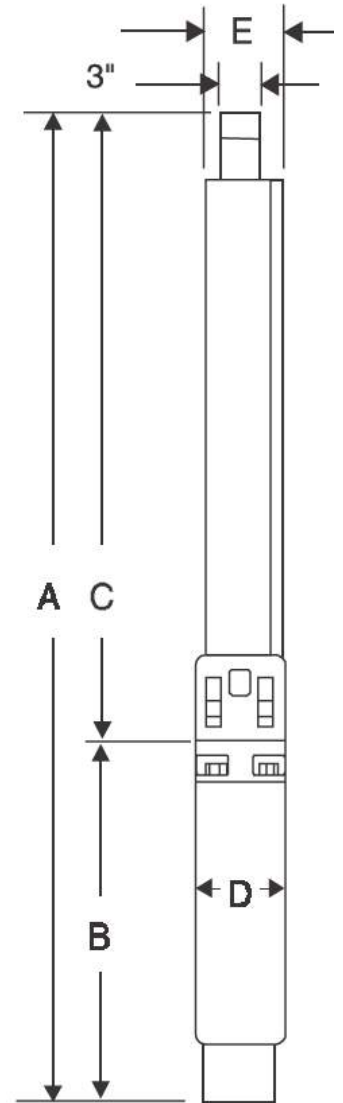


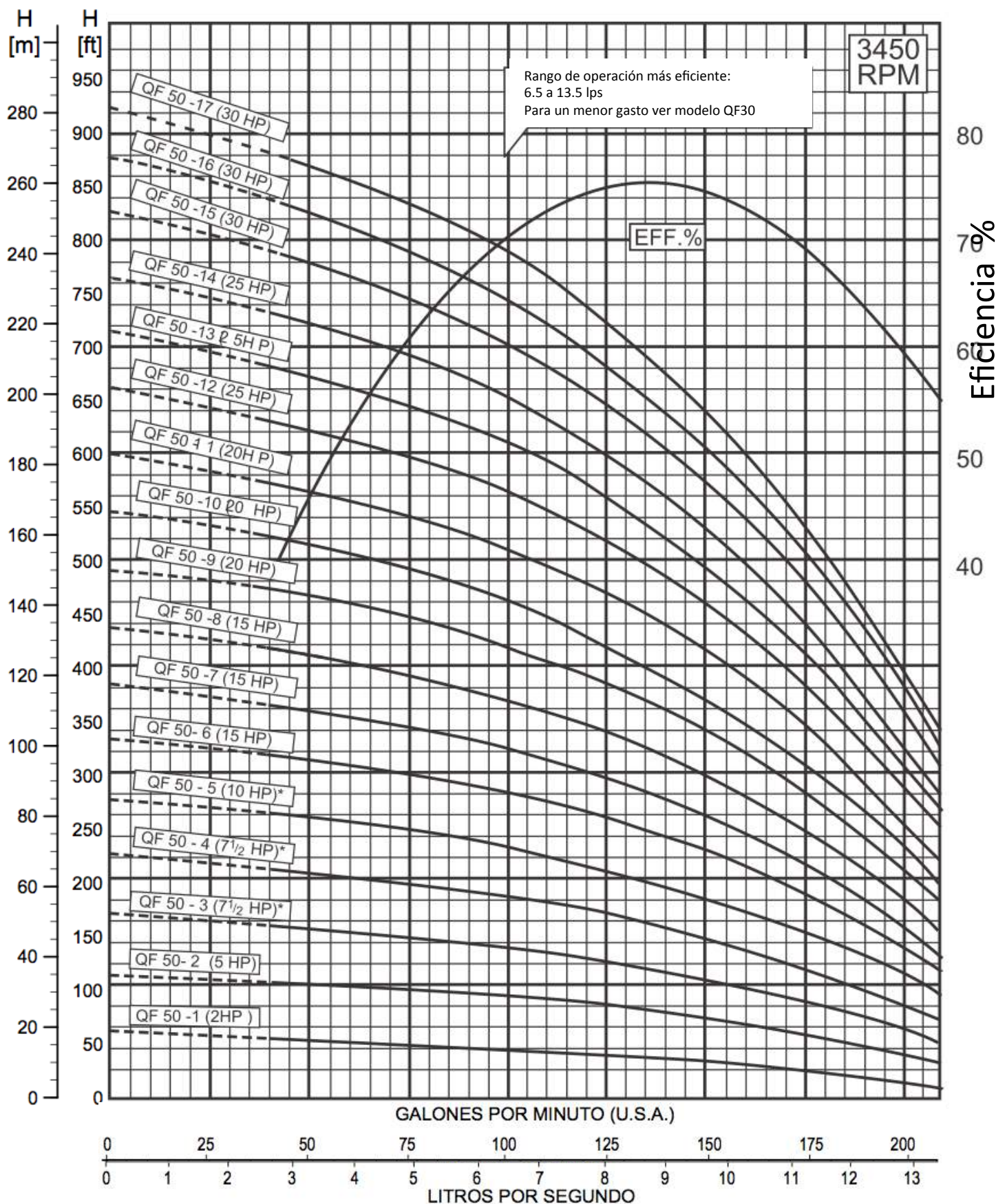
Fig. B



RANGO DE FLUJO: 2.5 – 13 lps

DESCARGA: 3"

DIÁMETRO NOMINAL: 6"

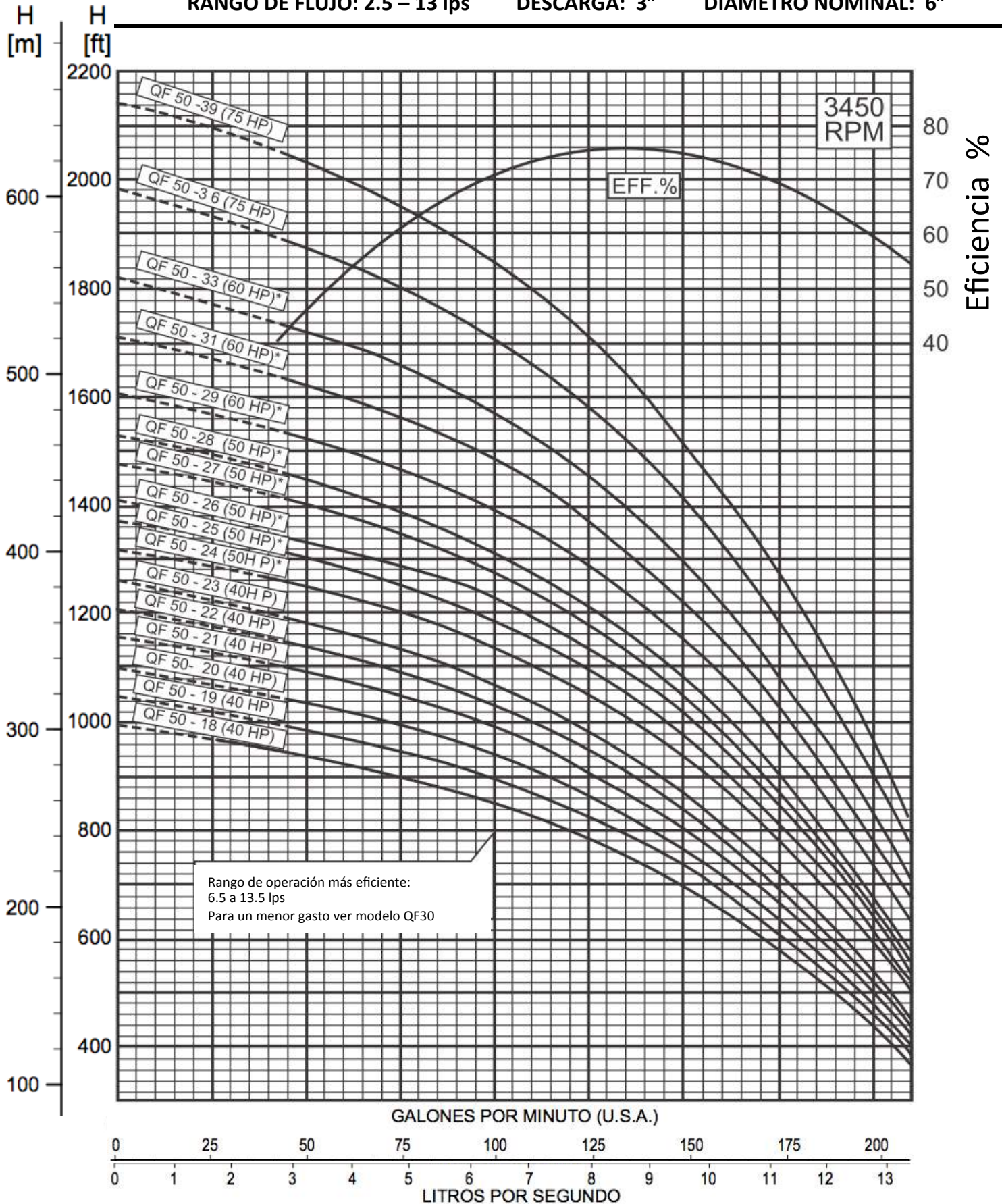




RANGO DE FLUJO: 2.5 – 13 lps

DESCARGA: 3"

DIÁMETRO NOMINAL: 6"





RANGO DE FLUJO: 5 – 20 lps

DESCARGA: 3"

DIÁMETRO NOMINAL: 6"

## DIMENSIONES Y PESOS

Modelo No.	FIG	HP	Tamaño Motor	Tamaño Descarga	DIMENSIONES EN PULGADAS					PESO APROX. Lb.
					A	B	C	D	E	
QF75-1B-	A	2	4"	3" NPT	29.7	15.1	14.6	3.8	5.7	44
QF75-1A	A	3	4"	3" NPT	38.2	23.6	14.6	3.8	5.7	55
QF75-1	A	5	4"	3" NPT	44.2	29.6	14.6	3.8	5.7	65
QF75-2AB	A	5	4"	3" NPT	48.5	29.6	18.9	3.8	5.7	71
QF75-2	A	7.5	4"	3" NPT	48.5	29.6	18.9	3.8	5.7	88
QF75-2	A	7.5	6"	3" NPT	43	24.2	18.9	5.4	5.7	124
QF75-3BB	A	7.5	4"	3" NPT	53.5	29.6	23.9	3.8	5.7	96
QF75-3BB	A	7.5	6"	3" NPT	48.1	24.2	23.9	5.4	5.7	96
QF75-3	A	10	4"	3" NPT	67.8	43.9	23.9	3.8	5.7	146
QF75-3	A	10	6"	3" NPT	49.3	25.4	23.9	5.4	5.7	140
QF75-4BC	A	10	4"	3" NPT	72.3	43.9	28.4	3.8	5.7	147
QF75-4BC	A	10	6"	3" NPT	53.8	25.4	28.4	5.4	5.7	147
QF75-4	A	15	6"	3" NPT	56.4	28	28.4	5.4	5.7	161
QF75-5B	A	15	6"	3" NPT	60.8	28	32.8	5.4	5.7	165
QF75-5	A	20	6"	3" NPT	63.4	30.6	32.8	5.4	5.7	167
QF75-6	A	20	6"	3" NPT	67.8	30.6	37.3	5.4	5.7	186
QF75-7C	A	20	6"	3" NPT	67.8	30.6	37.3	5.4	5.7	202
QF75-7	A	25	6"	3" NPT	74.9	33.1	41.7	5.4	5.7	202
QF75-8B	A	25	6"	3" NPT	79.3	33.1	46.2	5.4	5.7	209
QF75-8	A	25	6"	3" NPT	79.3	33.1	46.2	5.4	5.7	209
QF75-9BB	A	25	6"	3" NPT	83.8	33.1	50.6	5.4	5.7	228
QF75-9	A	30	6"	3" NPT	86.3	35.7	50.6	5.4	5.7	228
QF75-10*	A	40	6"	3" NPT	95.9	40.81	55.1	5.4	5.7	234
QF75-11*	A	40	6"	3" NPT	100.3	40.81	59.5	5.4	5.7	273
QF75-12*	A	40	6"	3" NPT	104.4	40.81	64	5.4	5.7	279
QF75-13*	A	40	6"	3" NPT	109.2	40.81	68.4	5.4	5.7	284
QF75-14*	A	50	6"	3" NPT	130.7	57.83	72.9	5.4	5.7	388
QF75-15*	A	50	6"	3" NPT	135.2	57.83	77.3	5.4	5.7	393
QF75-16*	A	50	6"	3" NPT	139.2	57.83	81.8	5.4	5.7	399
QF75-17*	A	60	6"	3" NPT	151.2	63.83	87.4	5.4	5.7	438
QF75-18*	A	60	6"	3" NPT	155.6	63.83	91.8	5.4	5.7	445
QF75-19*	A	60	6"	3" NPT	160.1	63.83	96.3	5.4	5.7	449
QF75-17	A	60	8"	3" NPT	129.2	41.79	87.4	7.5	7.6	544
QF75-18	A	60	8"	3" NPT	133.6	41.79	91.8	7.5	7.6	551
QF75-19	A	60	8"	3" NPT	138	41.79	96.3	7.5	7.6	555
QF75-20**	B	75	8"	4" M-NPT	154.7	47.41	107.3	7.5	7.6	634
QF75-20**	B	75	8"	4" M-NPT	163.6	47.41	116.2	7.5	7.6	681

**NOTAS:** Los pesos incluyen el motor y la bomba. Peso en Libras

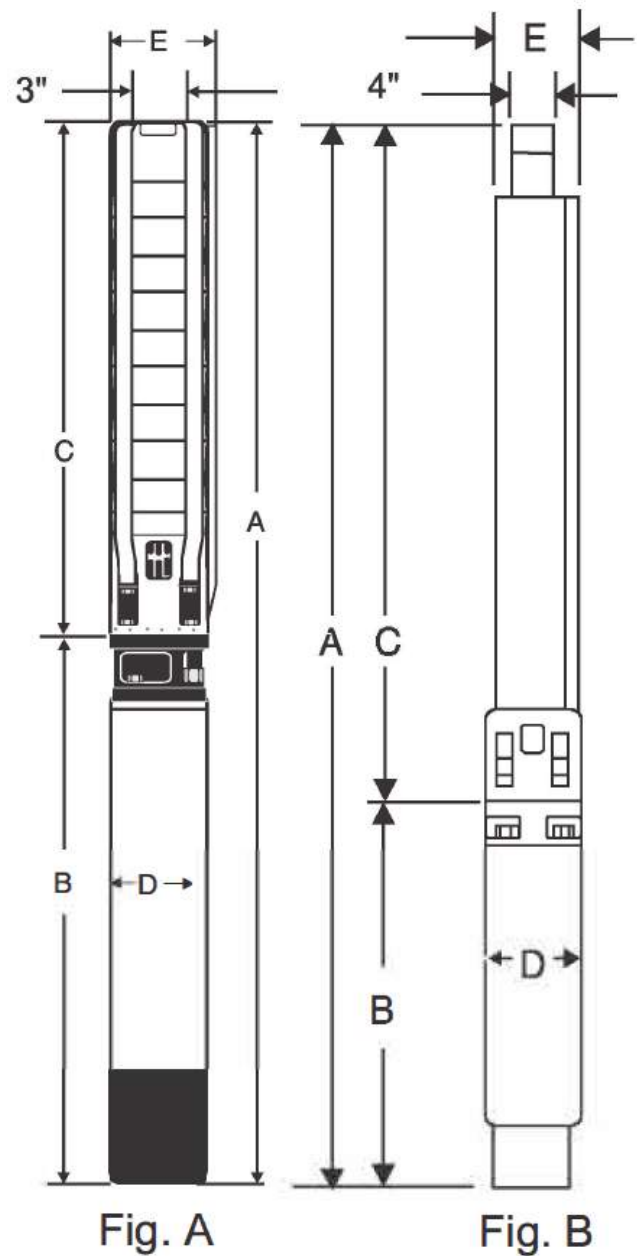
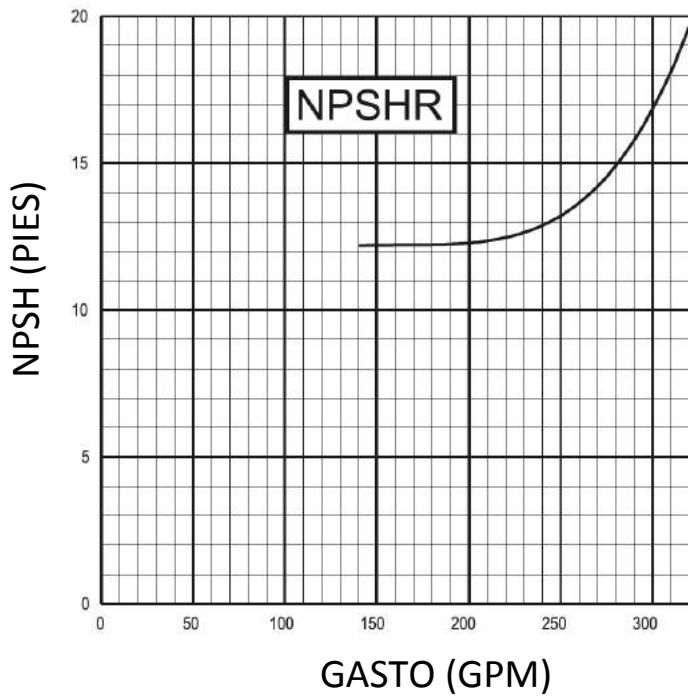
\* También disponible en motor de 8"

\*\* Fig. B: Bomba con funda inoxidable

RANGO DE FLUJO: 5 – 20 lps

DESCARGA: 3"

DIÁMETRO NOMINAL: 6"

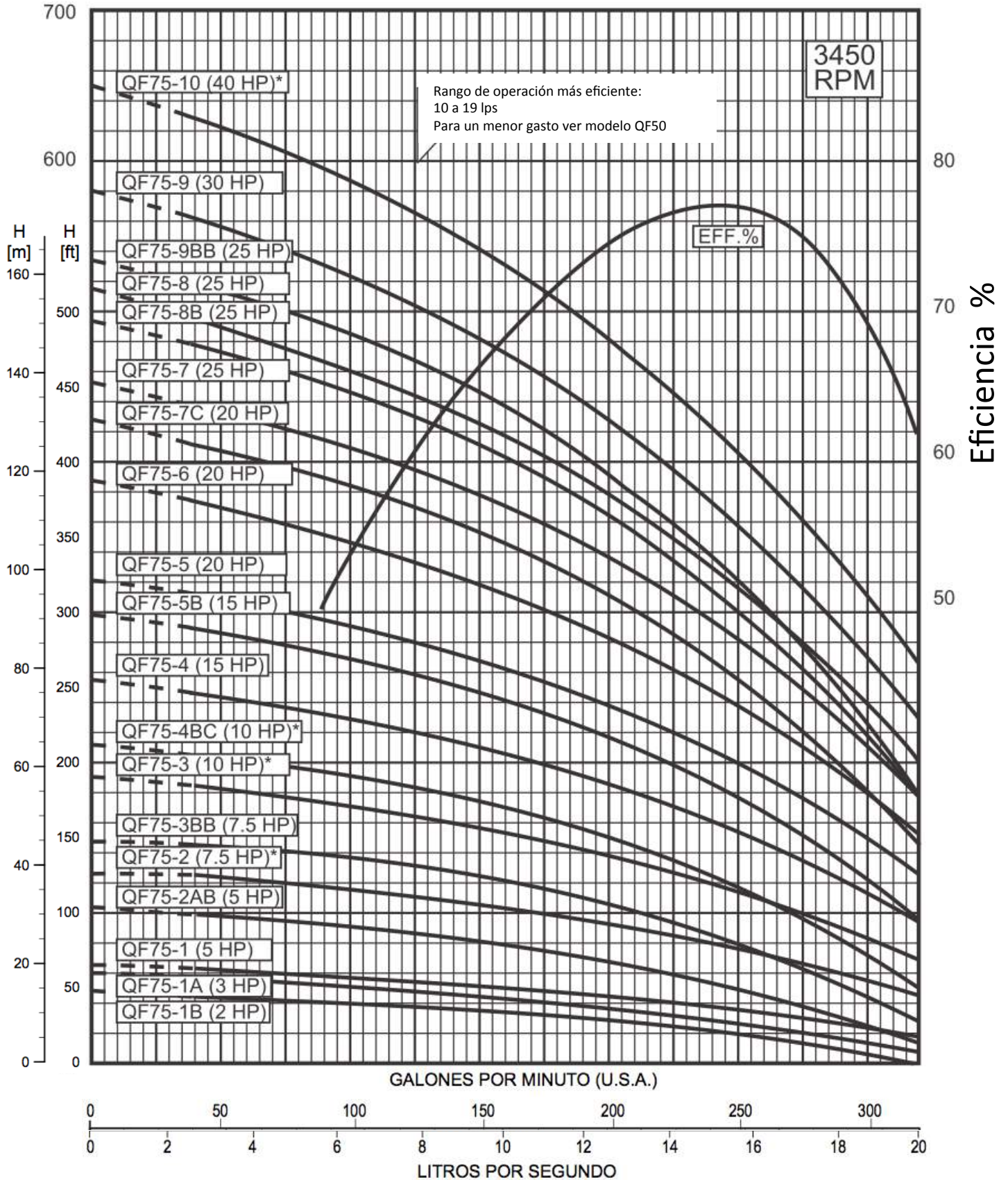




RANGO DE FLUJO: 5 – 20 lps

DESCARGA: 3"

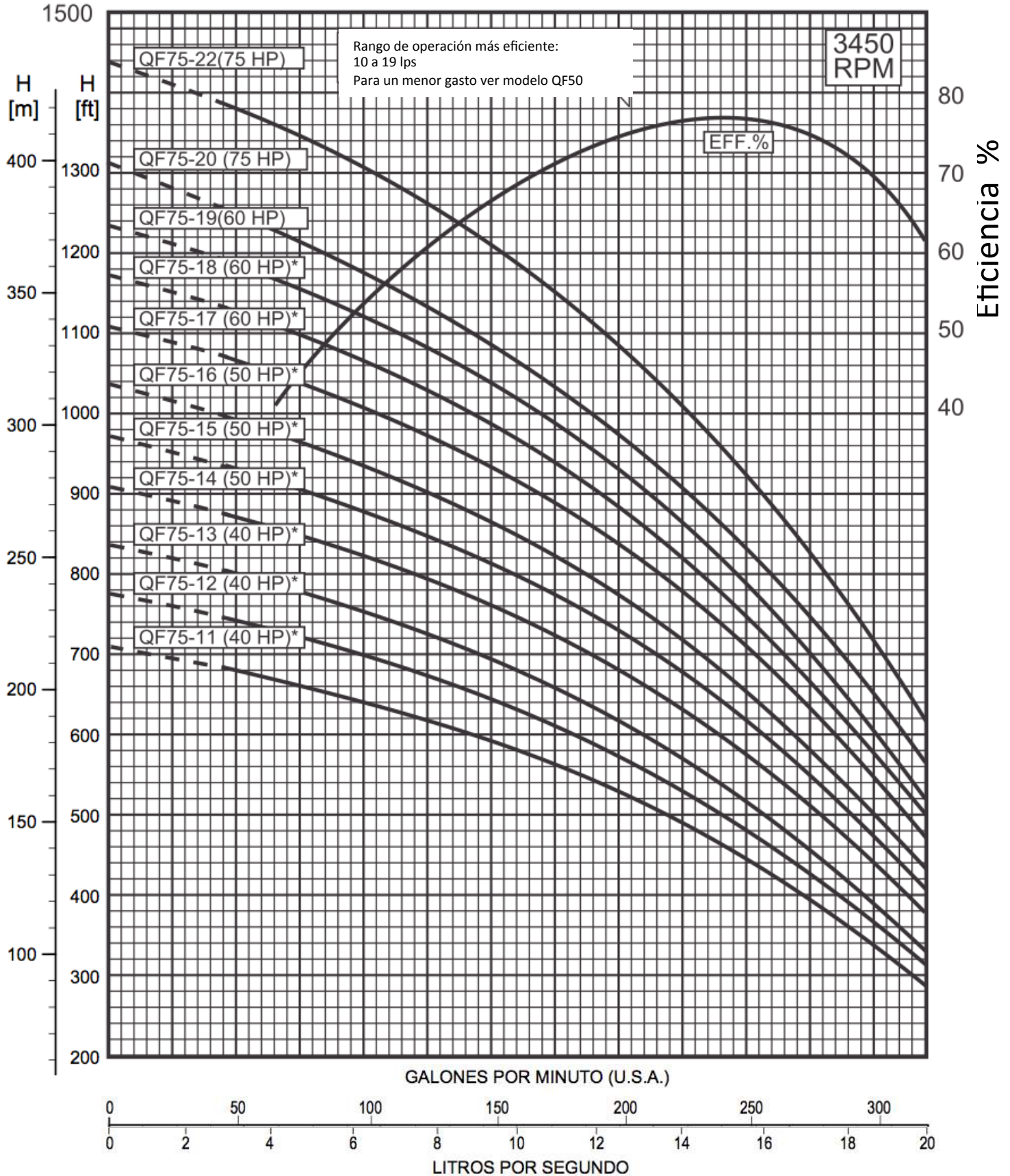
DIÁMETRO NOMINAL: 6"



RANGO DE FLUJO: 5 – 20 lps

DESCARGA: 3"

DIÁMETRO NOMINAL: 6"





**RANGO DE FLUJO: 4 – 25 lps**
**DESCARGA: 3" & 4"**
**DIÁMETRO NOMINAL: 6"**

## DIMENSIONES Y PESOS

Modelo No.	FIG	HP	Tamaño Motor	Tamaño Descarga	DIMENSIONES EN PULGADAS					PESO APROX.
					A	B	C	D	E	
QF100-1B	A	3	4"	3" NPT	38.1	23.6	14.5	3.8	5.7	65
QF100-1	A	5	4"	3" NPT	44.1	29.6	14.5	3.8	5.7	82
QF100-2BB	A	5	4"	3" NPT	49.1	29.6	19.5	3.8	5.7	87
QF100-2	A	7 1/2	4"	3" NPT	43.5	24	19.5	3.8	5.7	113
QF100-2*	A	7 1/2	6"	3" NPT	49.1	29.6	19.5	5.4	5.7	104
QF100-3A	A	10	4"	3" NPT	67.8	43.9	23.9	3.8	5.7	154
QF100-3A	A	10	6"	3" NPT	49.3	25.4	23.9	5.4	5.7	130
QF100-3	A	15	6"	3" NPT	51.9	28	23.9	5.4	5.7	146
QF100-4AA	A	15	6"	3" NPT	56.4	28	28.4	5.4	5.7	161
QF100-4	A	15	6"	3" NPT	56.4	28	28.4	5.4	5.7	161
QF100-5AA	A	20	6"	3" NPT	63.4	30.6	32.8	5.4	5.7	172
QF100-5	A	20	6"	3" NPT	63.4	30.6	32.8	5.4	5.7	172
QF100-6B	A	20	6"	3" NPT	67.9	30.6	37.3	5.4	5.7	177
QF100-6	A	25	6"	3" NPT	70.4	33.1	37.3	5.4	5.7	192
QF100-7AA	A	25	6"	3" NPT	74.8	33.1	41.7	5.4	5.7	201
QF100-7	A	30	6"	4" NPT	74.8	33.1	41.7	5.4	5.7	220
QF100-8	A	30	6"	4" NPT	81.9	35.7	46.2	5.4	5.7	241
QF100-9B	A	30	6"	4" NPT	81.9	35.7	46.2	5.4	5.7	246
QF100-9*	A	40	6"	4" NPT	91.4	40.8	50.6	5.4	5.7	281
QF100-10*	A	40	6"	4" NPT	95.9	40.8	55.1	5.4	5.7	286
QF100-11*	A	50	6"	4" NPT	117.3	57.8	59.5	5.4	5.7	292
QF100-12*	A	50	6"	4" NPT	116.8	57.8	63.9	5.4	5.7	396
QF100-13*	A	50	6"	4" NPT	126.2	57.8	68.4	5.4	5.7	402
QF100-14*	A	60	6"	4" NPT	135.3	61.3	74	5.4	7.1	447
QF100-15*	A	60	6"	4" NPT	120.3	41.8	78.5	7.5	7.1	484
QF100-16*	A	75	8"	4" NPT	130.3	47.4	82.9	7.5	7.1	540
QF100-17*	A	75	8"	4" NPT	134.8	47.4	87.4	7.5	7.1	544
QF100-18	A	75	8"	4" NPT	139.2	47.4	91.8	7.5	7.1	626

**NOTAS:** Los pesos incluyen el motor y la bomba. Peso en Libras

\* También disponible en motor de 8"

RANGO DE FLUJO: 4 – 25 lps

DESCARGA: 3" & 4"

DIÁMETRO NOMINAL: 6"

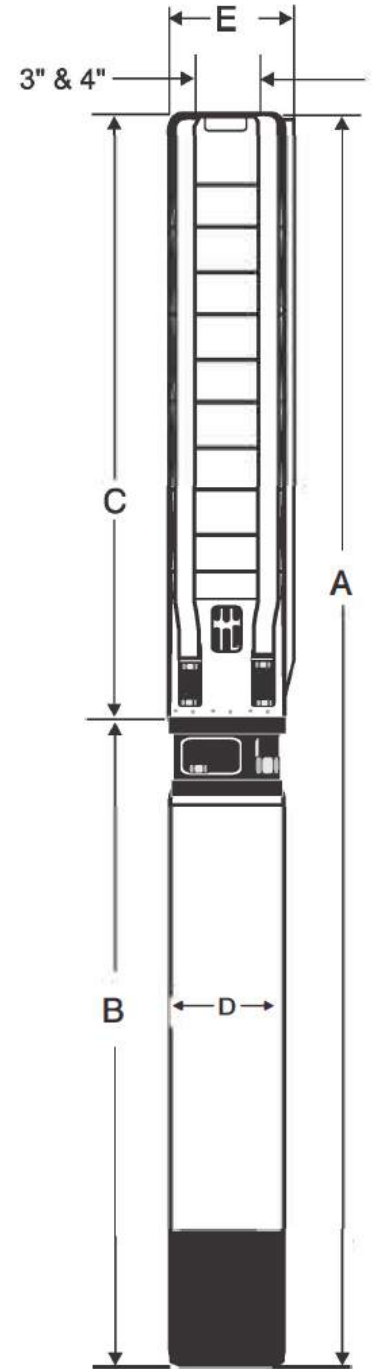
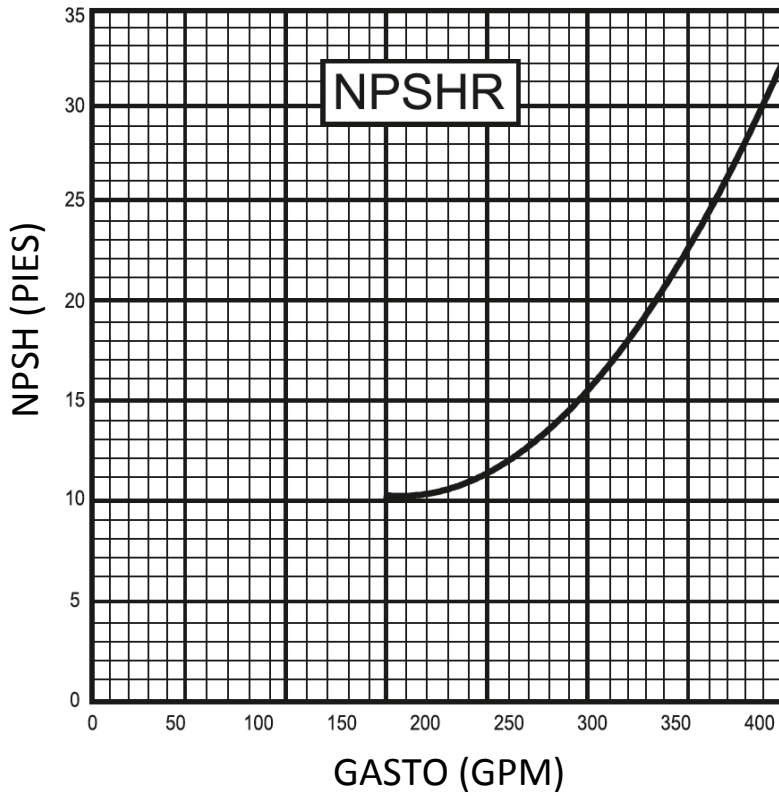
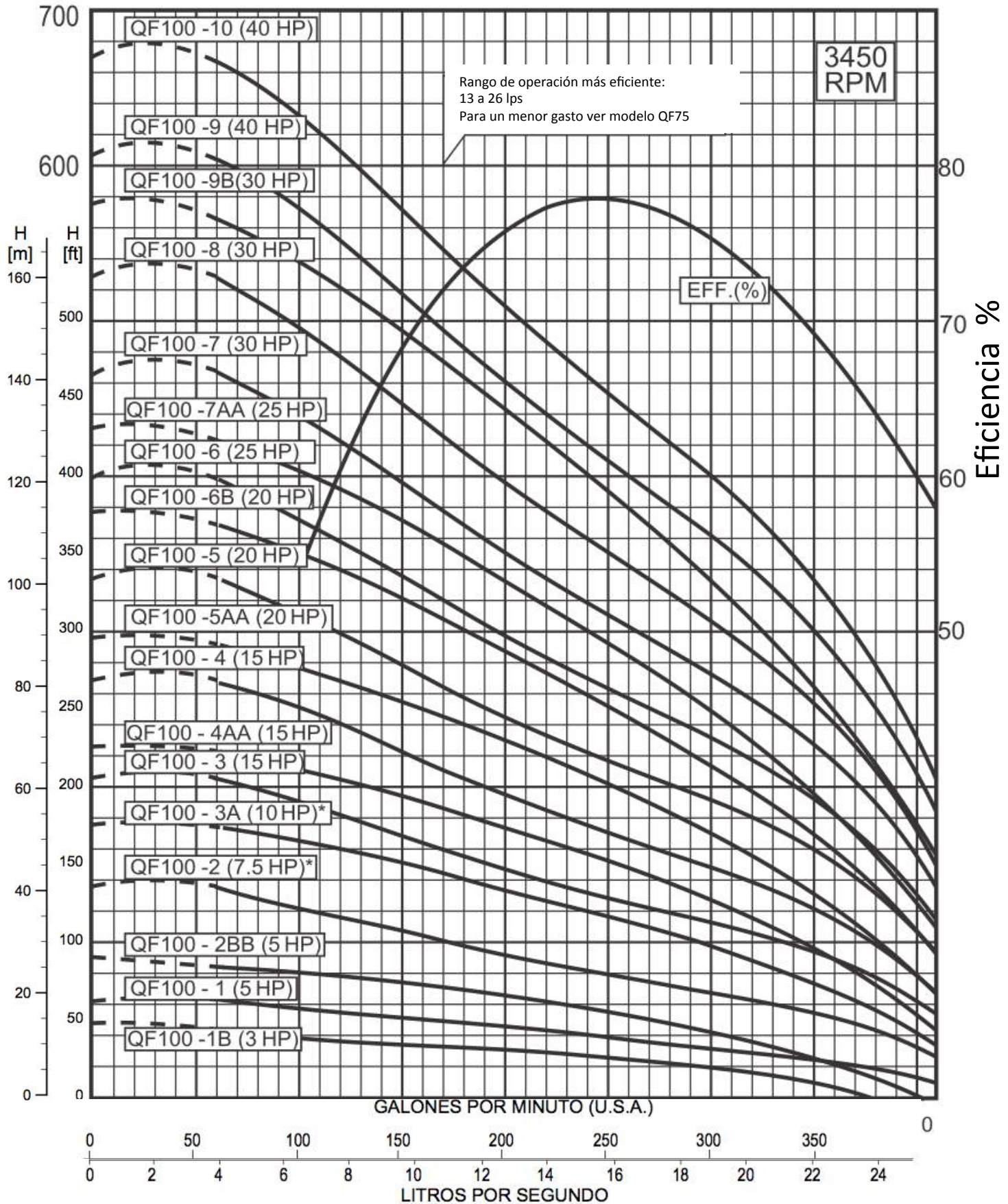


Fig. A

RANGO DE FLUJO: 4 – 25 lps

DESCARGA: 3" & 4"

DIÁMETRO NOMINAL: 6"

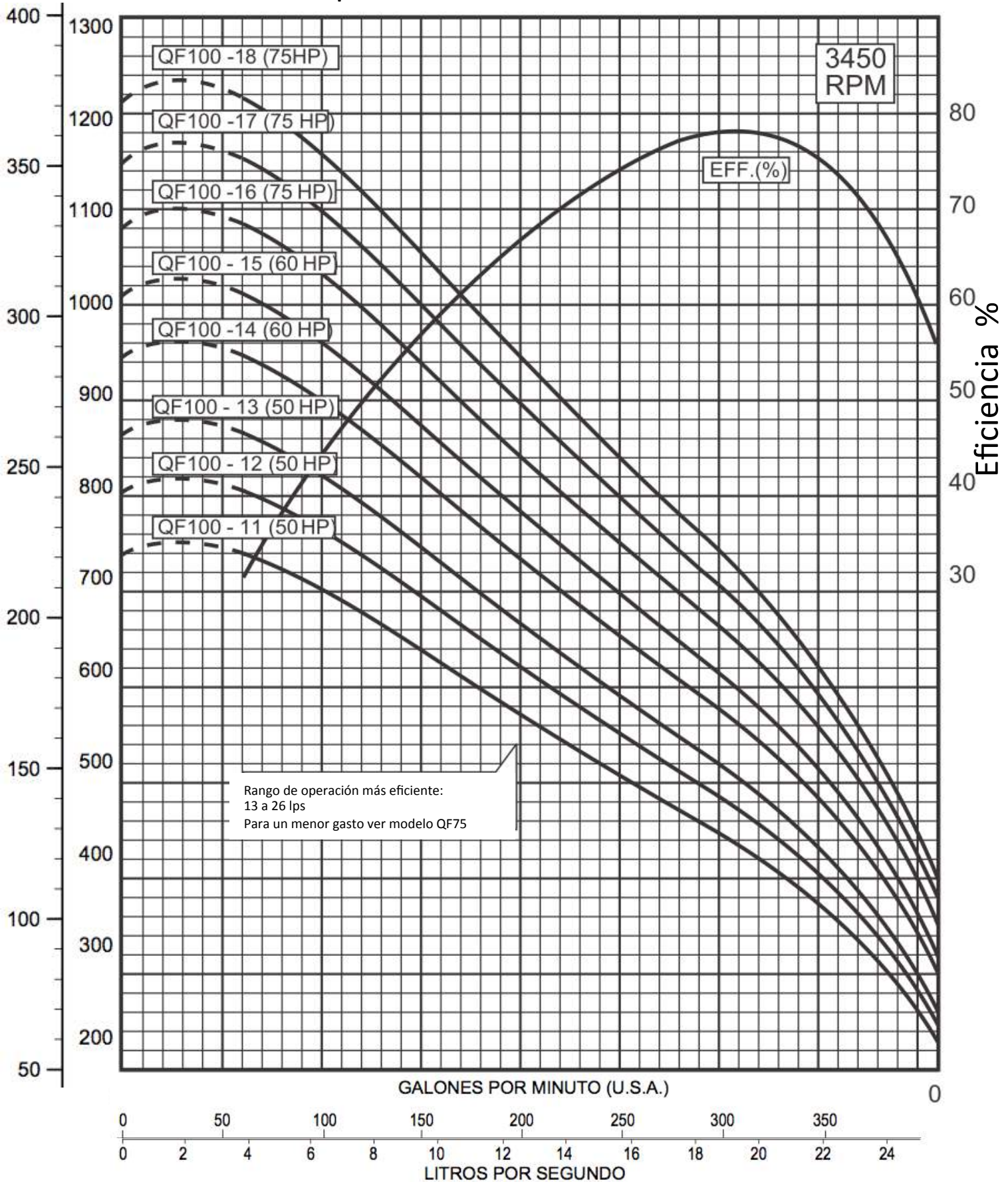




RANGO DE FLUJO: 4 – 25 lps

DESCARGA: 3" & 4"

DIÁMETRO NOMINAL: 6"



RANGO DE FLUJO: 5 – 34 lps      DESCARGA: 6"      DIÁMETRO NOMINAL: 8"

### DIMENSIONES Y PESOS

Modelo No.	FIG	HP	Tamaño Motor	DIMENSIONES EN PULGADAS							PESO APROX.
				Tamaño Descarga	A	B	C	D	E	F	
QF125-1	A	7.5	6"	6" NPT	48.3	24	24.3	5.4	7	53.1	148
QF125-2BA	A	10	6"	6" NPT	54.8	25.4	29.4	5.4	7	59.6	178
QF125-2	A	15	6"	6" NPT	57.4	28	29.4	5.4	7	62.2	192
QF125-3A	A	20	6"	6" NPT	65	30.6	34.4	5.4	7	69.8	223
QF125-3	A	25	6"	6" NPT	67.5	33.1	34.4	5.4	7	72.3	210
QF125-4B	A	25	6"	6" NPT	72.6	33.1	39.5	5.4	7	77.4	210
QF125-4	A	30	6"	6" NPT	75.2	35.7	39.5	5.4	7	80	243
QF125-5BB	A	30	6"	6" NPT	80.2	35.7	44.5	5.4	7	85	252
QF125-5*	A	40	6"	6" NPT	85.3	40.8	44.5	5.4	7	90.1	276
QF125-6B	A	40	6"	6" NPT	90.4	40.8	49.6	5.4	7	95.2	285
QF125-6*	A	50	6"	6" NPT	107.4	57.8	49.6	5.4	7	112.2	285
QF125-7A	A	50	6"	6" NPT	113	57.8	55.2	5.4	7	117.8	450
QF125-7*	A	60	6"	6" NPT	119	63.8	55.2	5.4	7	123.8	450
QF125-8*	A	60	6"	6" NPT	124	63.8	60.2	5.4	7	128.8	459
QF125-9	A	75	8"	6" NPT	112.7	47.4	65.3	7.6	7.7	117.5	577
QF125-10	A	75	8"	6" NPT	117.7	47.4	70.3	7.6	7.7	122.5	586
QF125-11	A	100	8"	6" NPT	130.3	54.91	75.4	7.6	7.7	135.1	672
QF125-12	A	100	8"	6" NPT	135.3	54.91	80.4	7.6	7.7	140.1	701
QF125-13	A	100	8"	6" NPT	140.3	54.91	85.4	7.6	7.7	145.1	709

**NOTAS:** Los pesos incluyen el motor y la bomba.

\*También disponible en motor de 8"

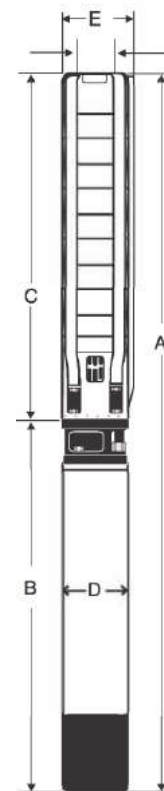
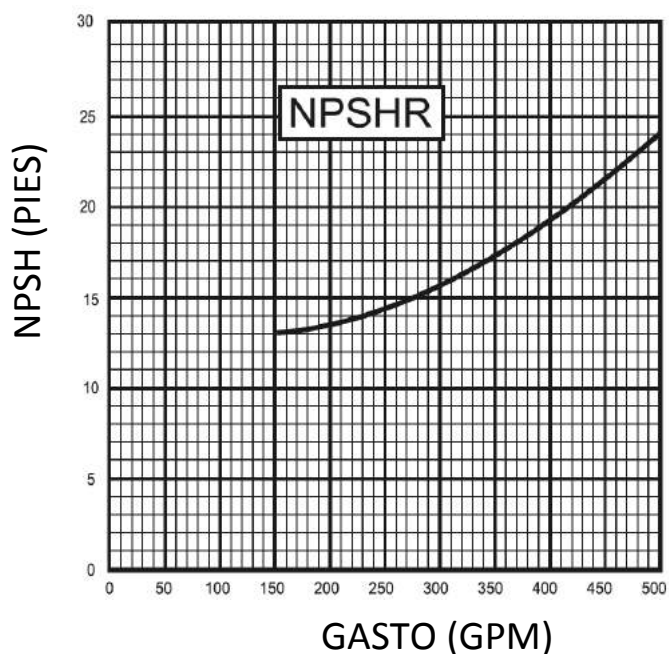


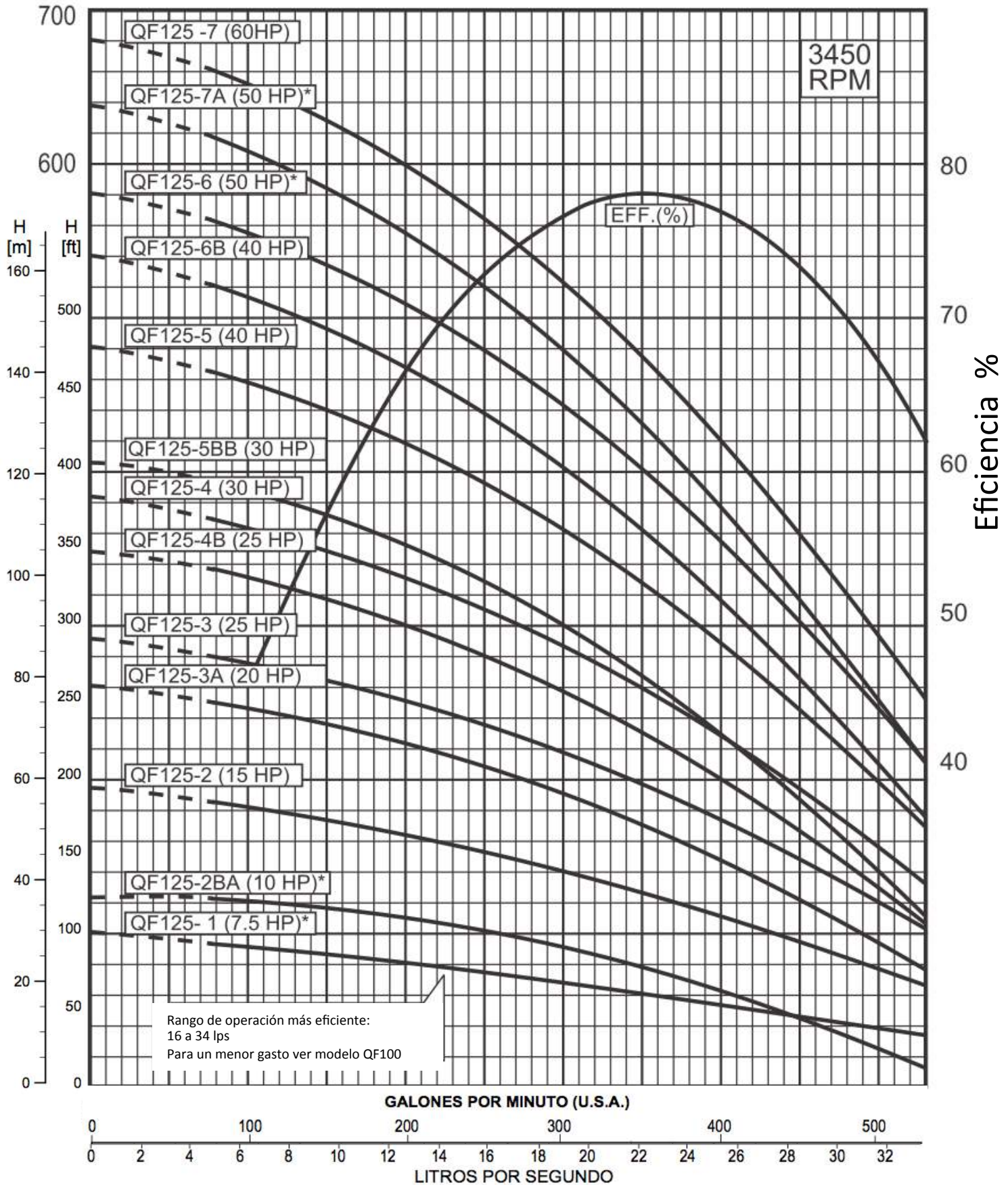
Fig. A



RANGO DE FLUJO: 5 – 34 lps

DESCARGA: 6"

DIÁMETRO NOMINAL: 8"

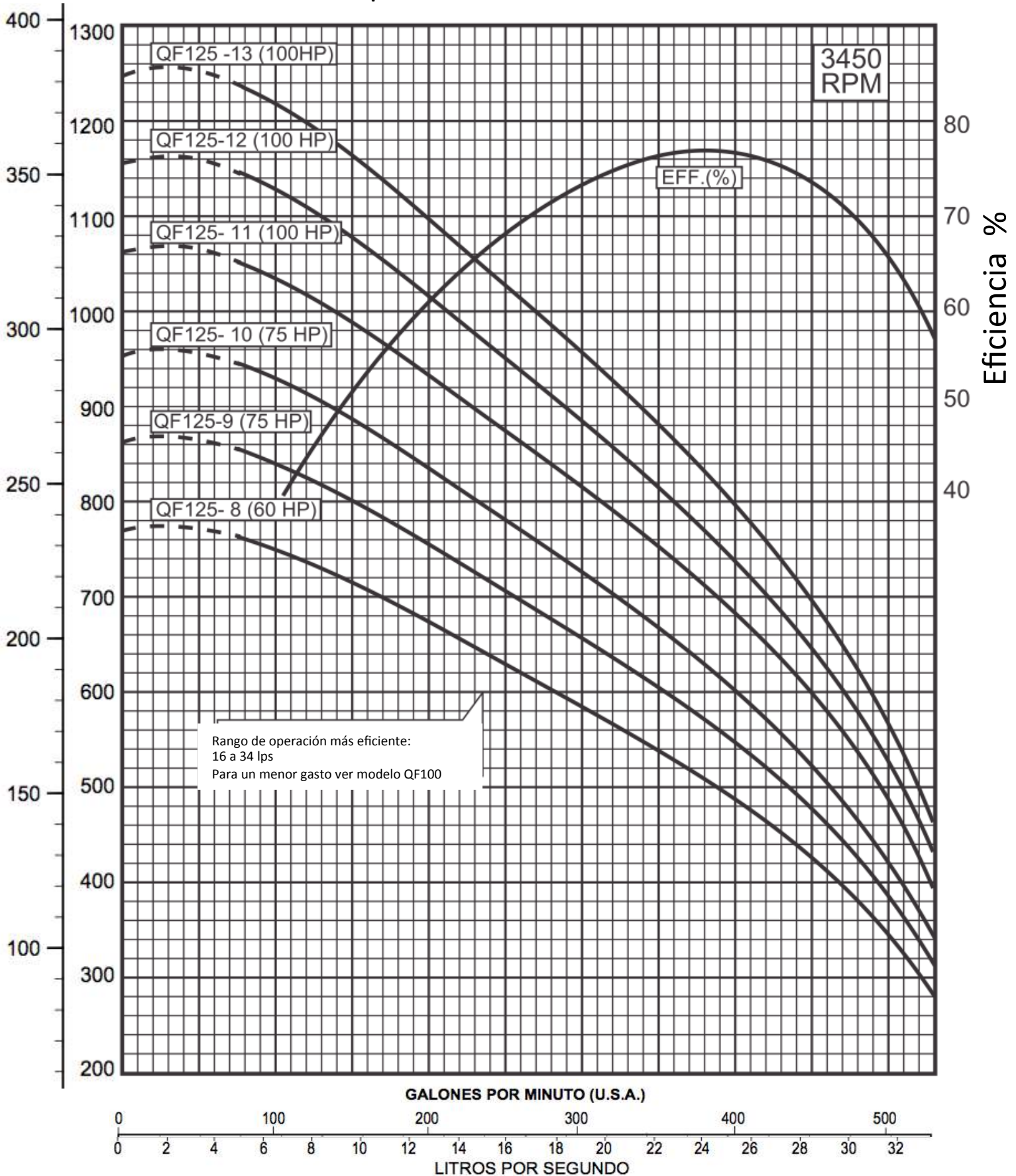




RANGO DE FLUJO: 5 – 34 lps

DESCARGA: 6"

DIÁMETRO NOMINAL: 8"



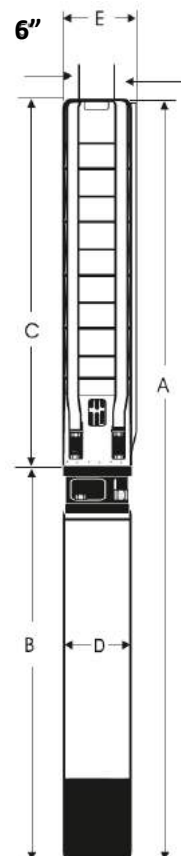
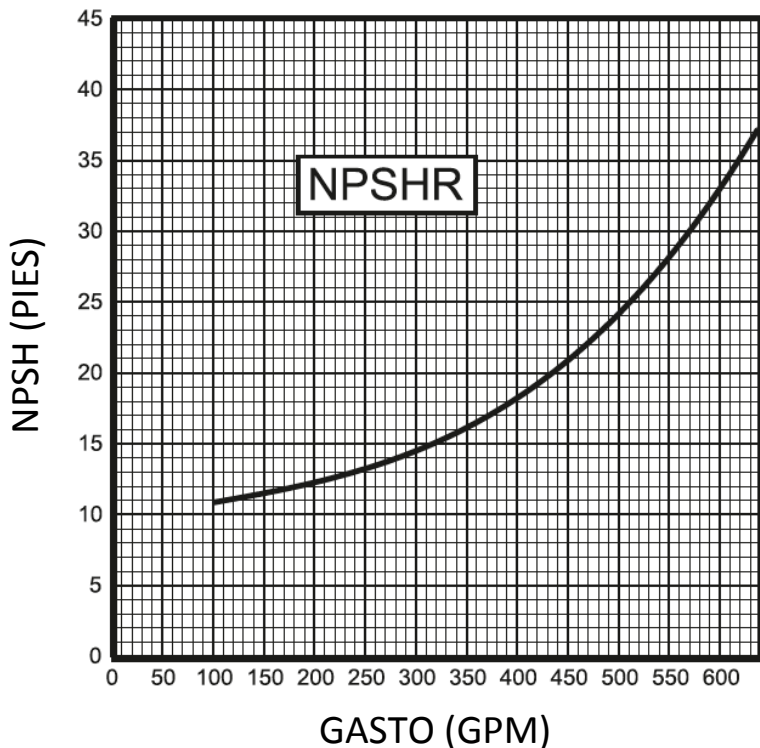
RANGO DE FLUJO: 5 – 40 lps      DESCARGA: 6"      DIÁMETRO NOMINAL: 8"

### DIMENSIONES Y PESOS

MODELO NO.	FIG.	HP	TAMAÑO MOTOR	TAMAÑO DESCARGA	DIMENSIONES EN PULGADAS						PESO ARROX.
					A	B	C	D	E	F	
QF160 -1A	A	7.5	6"	6" NPT	48.5	24.2	24.3	5.4	7	54.6	161
QF160 -1	A	10	6"	6" NPT	49.7	25.4	24.3	5.4	7	55.8	171
QF160 -2B	A	15	6"	6" NPT	57.4	28.0	29.4	5.4	7	63.5	195
QF160 -2	A	20	6"	6" NPT	60.0	30.6	29.4	5.4	7	66.1	210
QF160 -3A	A	25	6"	6" NPT	67.5	33.1	34.4	5.4	7	73.6	230
QF160 -3	A	30	6"	6" NPT	70.1	35.7	34.4	5.4	7	76.2	230
QF160 -4AB	A	30	6"	6" NPT	75.2	35.7	39.5	5.4	7	81.3	295
QF160 -4*	A	40	6"	6" NPT	80.3	40.8	39.5	5.4	7	86.4	328
QF160 -5B	A	40	6"	6" NPT	85.3	40.8	44.5	5.4	7	91.4	336
QF160 -5*	A	50	6"	6" NPT	102.5	58.0	44.5	5.4	7	108.6	428
QF160 -6A*	A	50	6"	6" NPT	108.1	58.0	50.1	5.4	7	114.2	437
QF160 -6*	A	60	6"	6" NPT	111.8	61.7	50.1	5.4	7.0	117.9	403
QF160 -7*	A	60	6"	6" NPT	116.9	61.7	55.2	5.4	7.0	123.0	467
QF160 -8	A	75	8"	6" NPT	107.6	47.4	60.2	7.5	7.7	113.7	547
QF160 -9	A	100	8"	6" NPT	120.1	54.9	65.2	7.5	7.7	126.2	641
QF160 -10	A	100	8"	6" NPT	125.2	54.9	70.3	7.5	7.7	131.3	648
QF160 -11	A	100	8"	6" NPT	130.3	54.9	75.4	7.5	7.7	136.4	654
QF160 -12	A	125	8"	6" NPT	149.2	68.8	80.4	7.5	7.7	155.3	862
QF160 -13	A	125	8"	6" NPT	154.3	68.8	85.5	7.5	7.7	160.4	868

NOTAS: Los pesos incluyen el motor y la bomba

\*También disponible en motor de 8"

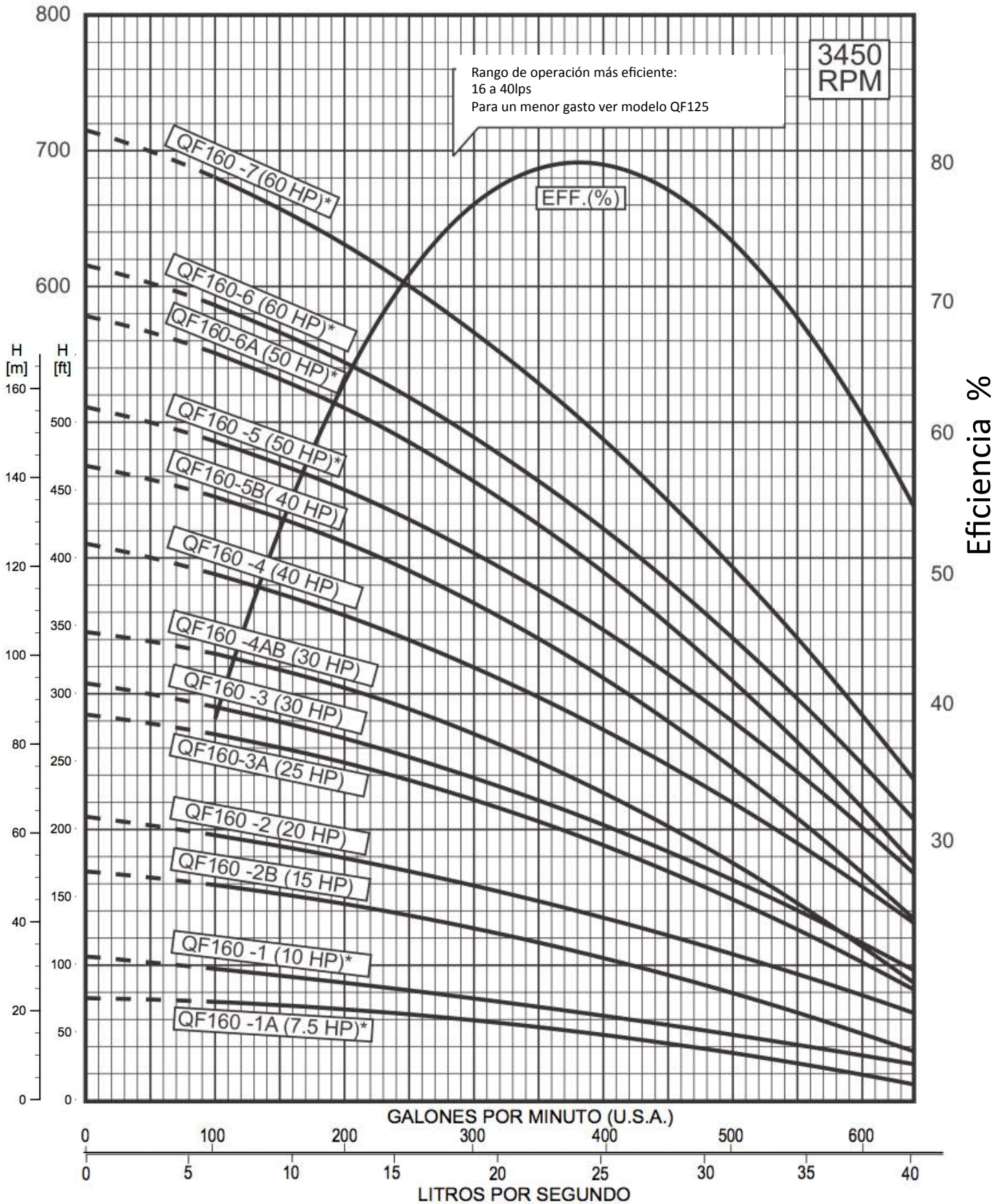




RANGO DE FLUJO: 5 – 40 lps

DESCARGA: 6"

DIÁMETRO NOMINAL: 8"

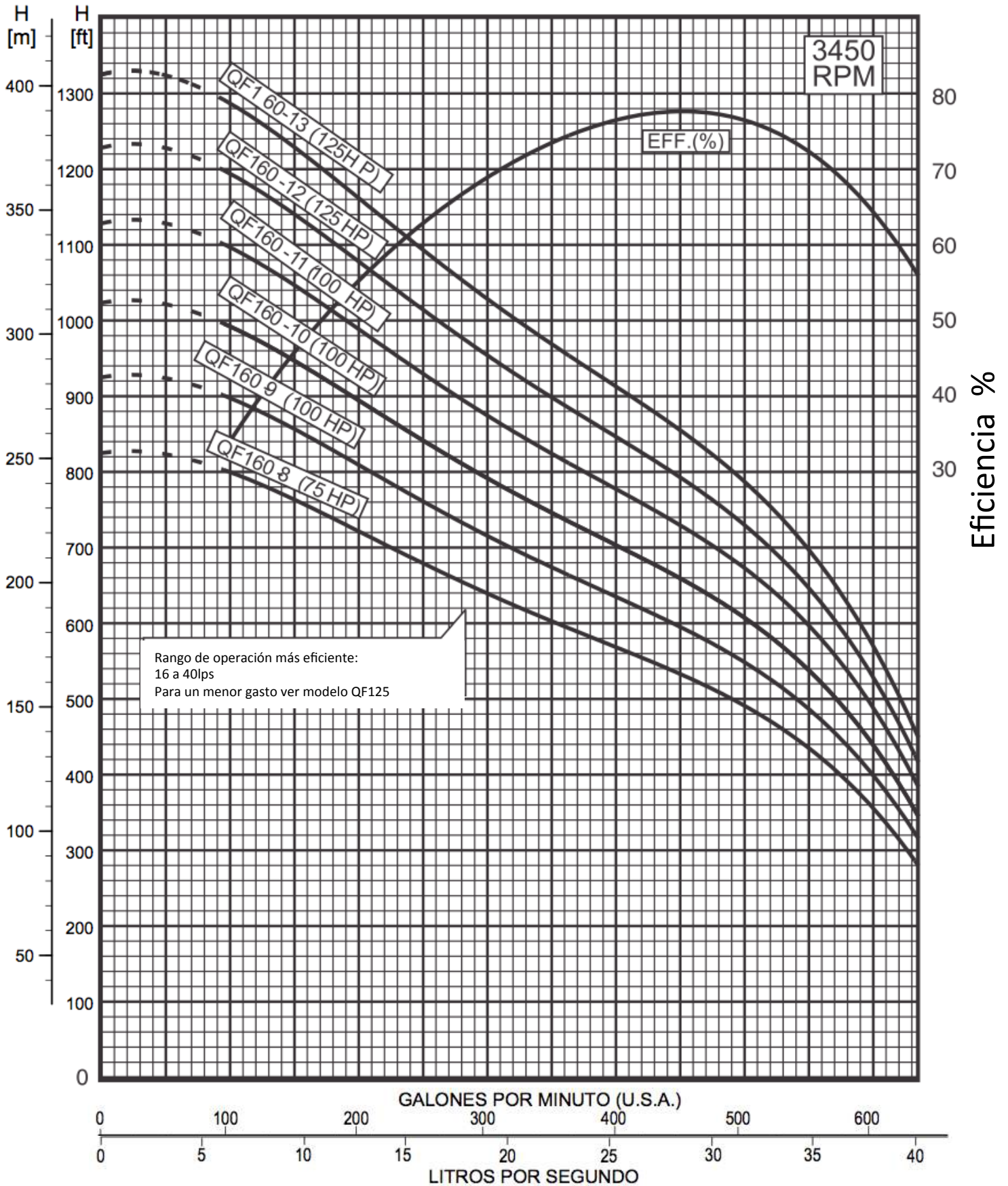




RANGO DE FLUJO: 5 – 40 lps

DESCARGA: 6"

DIÁMETRO NOMINAL: 8"



RANGO DE FLUJO: 8 – 55 lps      DESCARGA: 6"      DIÁMETRO NOMINAL: 10"

**DIMENSIONES Y PESOS**

Modelo No.	FIG	HP	Tamaño Motor	Tamaño Descarga	DIMENSIONES EN PULGADAS					PESO APROX.
					A	B	C	D	E	
QF2101A	A	15	6"	6" NPT	50.6	25	25.6	5.4	8.3	208
QF210-1	A	20	6"	6" NPT	56.2	30.6	25.6	5.4	8.3	217
QF210-2AA	A	30	6"	6" NPT	63.8	32	31.8	5.4	8.3	296
QF210-2A	A	40	6"	6" NPT	66.2	34.4	31.8	5.4	8.3	307
QF210-2*	A	40	6"	6" NPT	66.2	34.4	37.9	5.4	8.3	320
QF210-3AA*	A	50	6"	6" NPT	93.6	55.7	37.9	5.4	8.3	415
QF210-3A*	A	60	6"	6" NPT	99.6	61.7	37.9	5.4	8.3	448
QF210-3*	A	60	6"	6" NPT	99.6	61.7	44.4	5.4	8.3	448
QF210-4AA	A	75	6"	6" NPT	91.4	47.4	44	7.5	8.6	560
QF210-4A	A	75	6"	6" NPT	91.4	47.4	44	7.6	8.6	560
QF2104	A	100	8"	6" NPT	98.9	54.9	50.1	7.6	8.6	638
QF210-5AA	A	100	8"	6" NPT	105	54.9	50.1	7.6	8.6	661
QF210-5A	A	100	8"	6" NPT	105	54.9	50.1	7.6	8.6	661
QF2105	A	100	8"	6" NPT	105	54.9	56.2	7.6	8.6	661
QF210-6AA	A	125	8"	6" NPT	125	68.8	56.2	7.7	8.6	855
QF210-6A	A	125	8"	6" NPT	125	68.8	56.2	7.7	8.6	855
QF210-6	A	125	8"	6" NPT	125	68.8	62.4	7.7	8.6	855
QF210-7AA	A	125	8"	6" NPT	131.2	68.8	62.4	7.7	8.6	890
QF210-7A	A	150	8"	6" NPT	140.2	77.8	62.4	7.7	8.6	983
QF210-7	A	150	8"	6" NPT	140.2	77.8	62.4	7.7	8.6	983

NOTAS: Los pesos incluyen el motor y la bomba

\*También disponible en motor de 8"

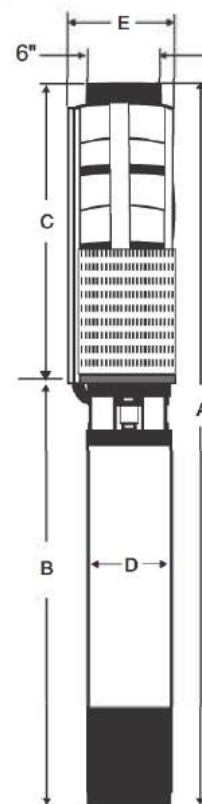
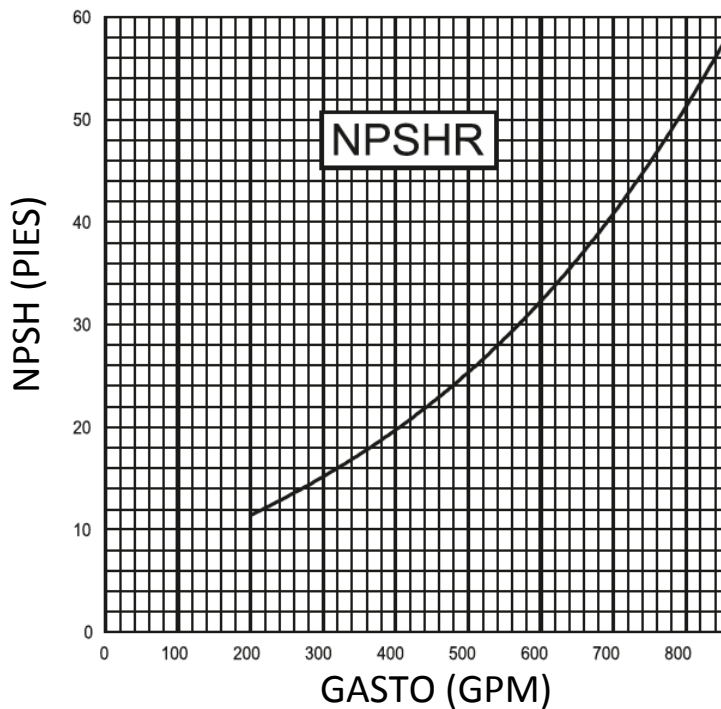
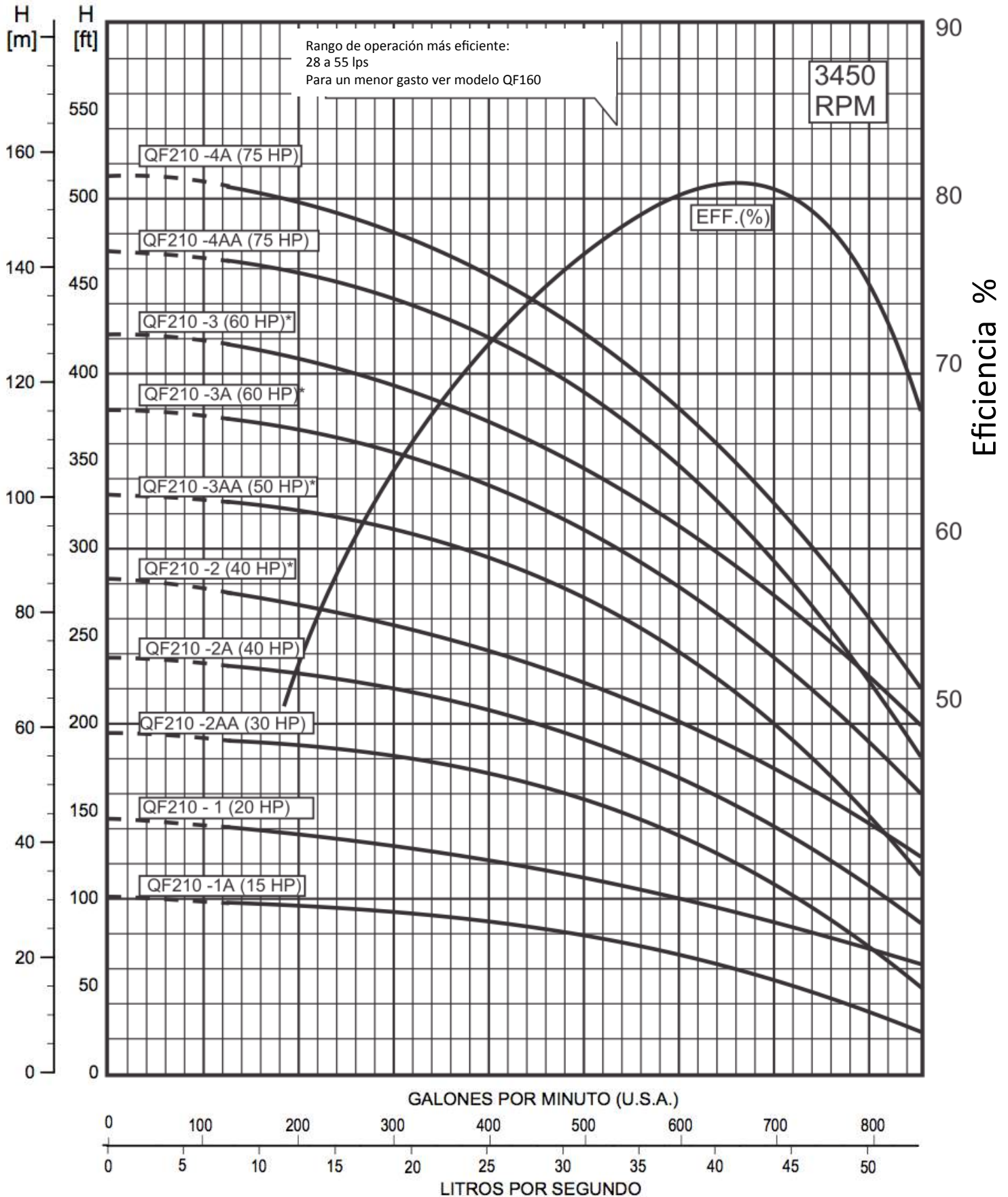


Fig. A

RANGO DE FLUJO: 8 – 55 lps    DESCARGA: 6"    DIÁMETRO NOMINAL: 10"

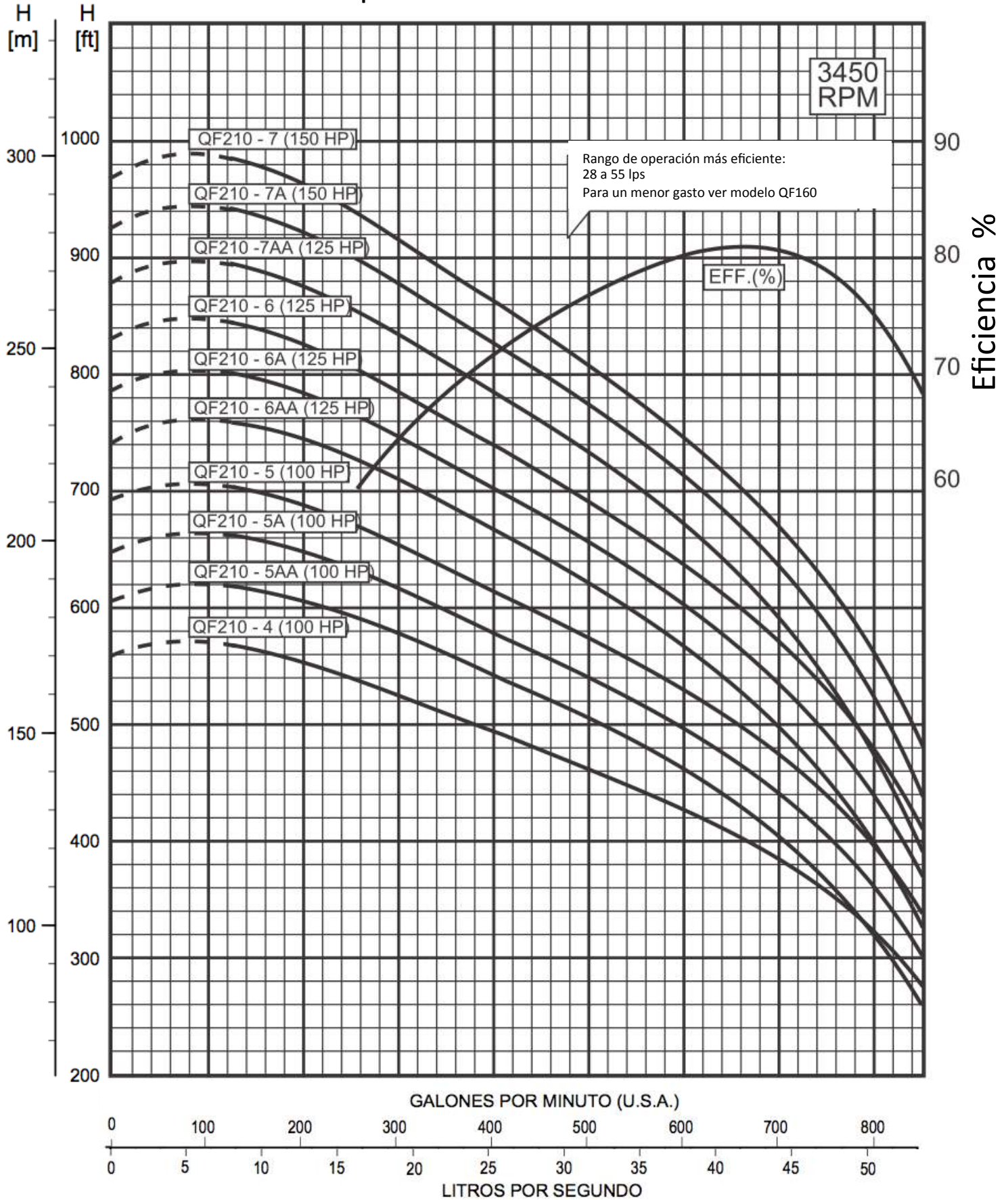




RANGO DE FLUJO: 8 – 55 lps

DESCARGA: 6"

DIÁMETRO NOMINAL: 10"



RANGO DE FLUJO: 15 – 70 lps      DESCARGA: 6"      DIÁMETRO NOMINAL: 10"

**DIMENSIONES Y PESOS**

Modelo No.	FIG	HP	Tamaño Motor	Tamaño Descarga	DIMENSIONES EN PULGADAS					PESO APROX.
					A	B		D	E	
QF-270 -1A	A	20	6"	6" NPT	53.1	27.5	25.6	5.4	8.3	219
QF-270 -1	A	30	6"	6" NPT	57.6	32.0	25.6	5.4	8.3	241
QF-270 -2AA*	A	40	6"	6" NPT	66.2	34.4	31.8	5.4	8.3	320
QF-270 -2A*	A	50	6"	6" NPT	87.5	55.7	31.8	5.4	8.3	402
QF-270 -2*	A	50	6"	6" NPT	87.5	55.7	31.8	5.4	8.3	402
QF-270 -3AA*	A	60	6"	6" NPT	99.6	61.7	37.9	5.4	8.3	448
QF-270 -2AA*	A	40	8"	6" NPT	66.2	34.4	31.8	7.5	8.6	459
QF-270 -2A*	A	50	8"	6" NPT	87.5	55.7	31.8	7.5	8.6	499
QF-270 -2*	A	50	8"	6" NPT	87.5	55.7	31.8	7.5	8.6	499
QF-270 -3AA*	A	60	8"	6" NPT	99.6	61.7	37.9	7.5	8.6	477
QF-270 -3A	A	75	8"	6" NPT	85.3	47.4	37.9	7.5	8.6	547
QF-270 -3	A	75	8"	6" NPT	85.3	47.4	37.9	7.5	8.6	547
QF-270 -4AA	A	100	8"	6" NPT	98.9	54.9	44.0	7.5	8.6	635
QF-270 -4A	A	100	8"	6" NPT	98.9	54.9	44.0	7.5	8.6	635
QF-270 -4	A	100	8"	6" NPT	98.9	54.9	44.0	7.5	8.6	635
QF-270 -5AA	A	125	8"	6" NPT	118.9	68.8	50.1	7.5	8.6	837
QF-270 -5A	A	125	8"	6" NPT	118.9	68.8	50.1	7.7	8.6	837
QF-270 -5	A	125	8"	6" NPT	118.9	68.8	50.1	7.7	8.6	837

NOTAS: Los pesos incluyen el motor y la bomba  
 \*También disponible en motor de 8"

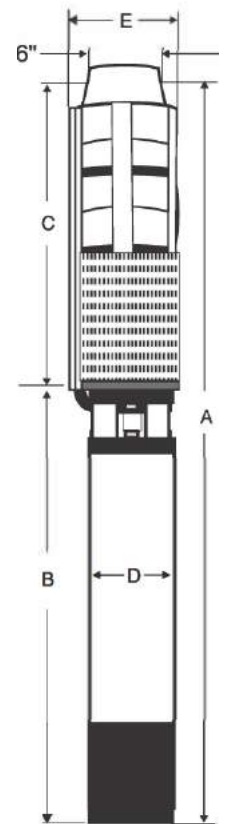
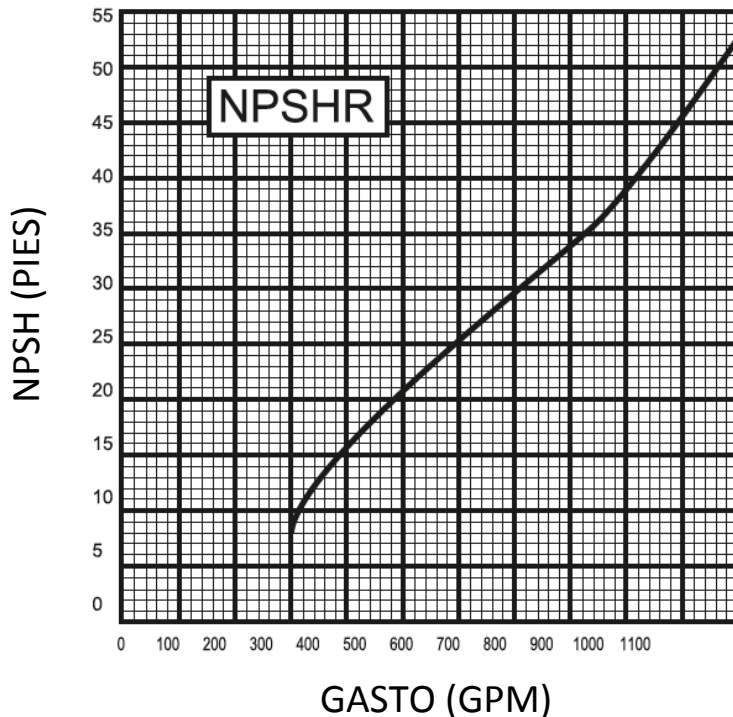


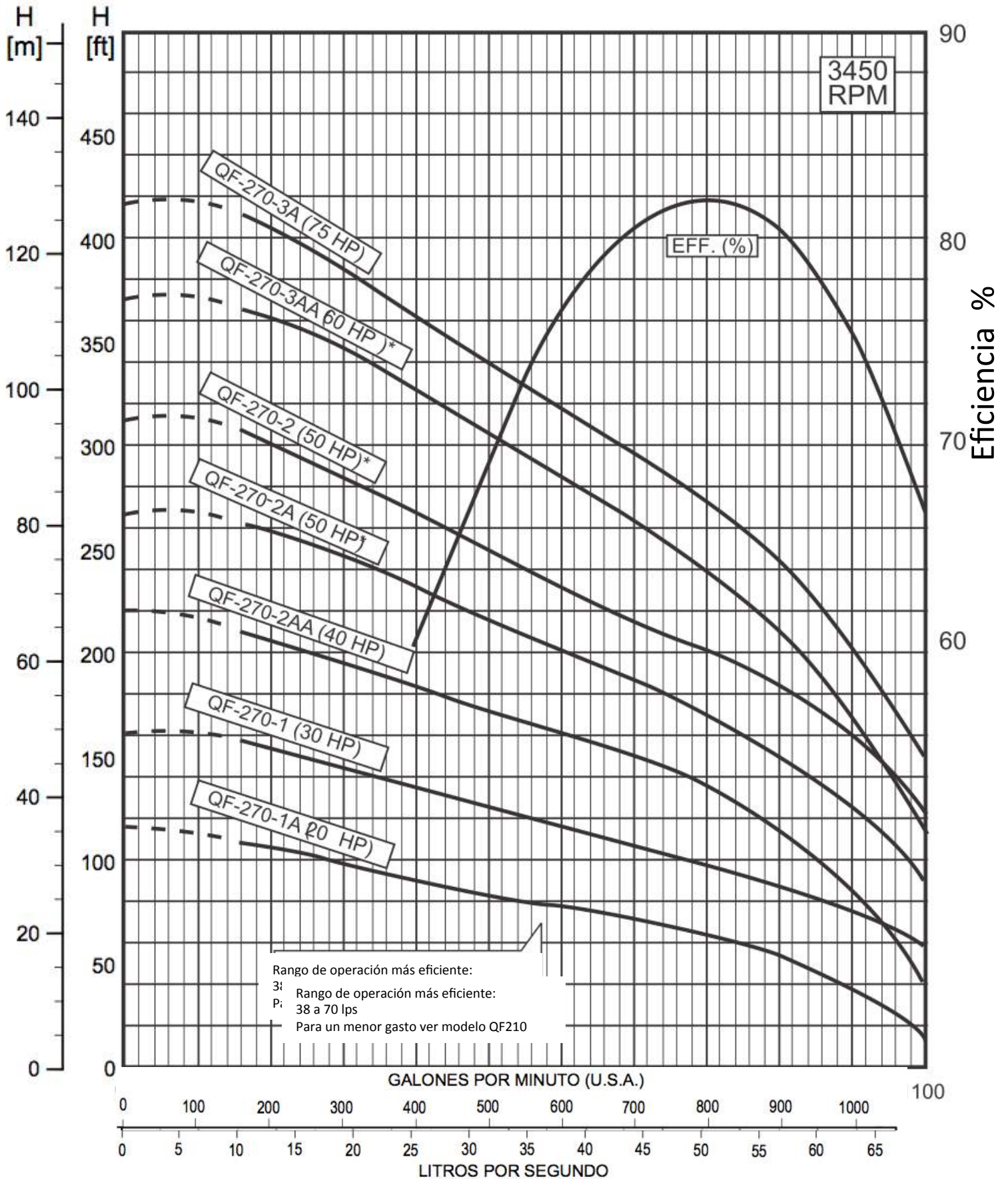
Fig. A



RANGO DE FLUJO: 15 – 70 lps

DESCARGA: 6"

DIÁMETRO NOMINAL: 10"

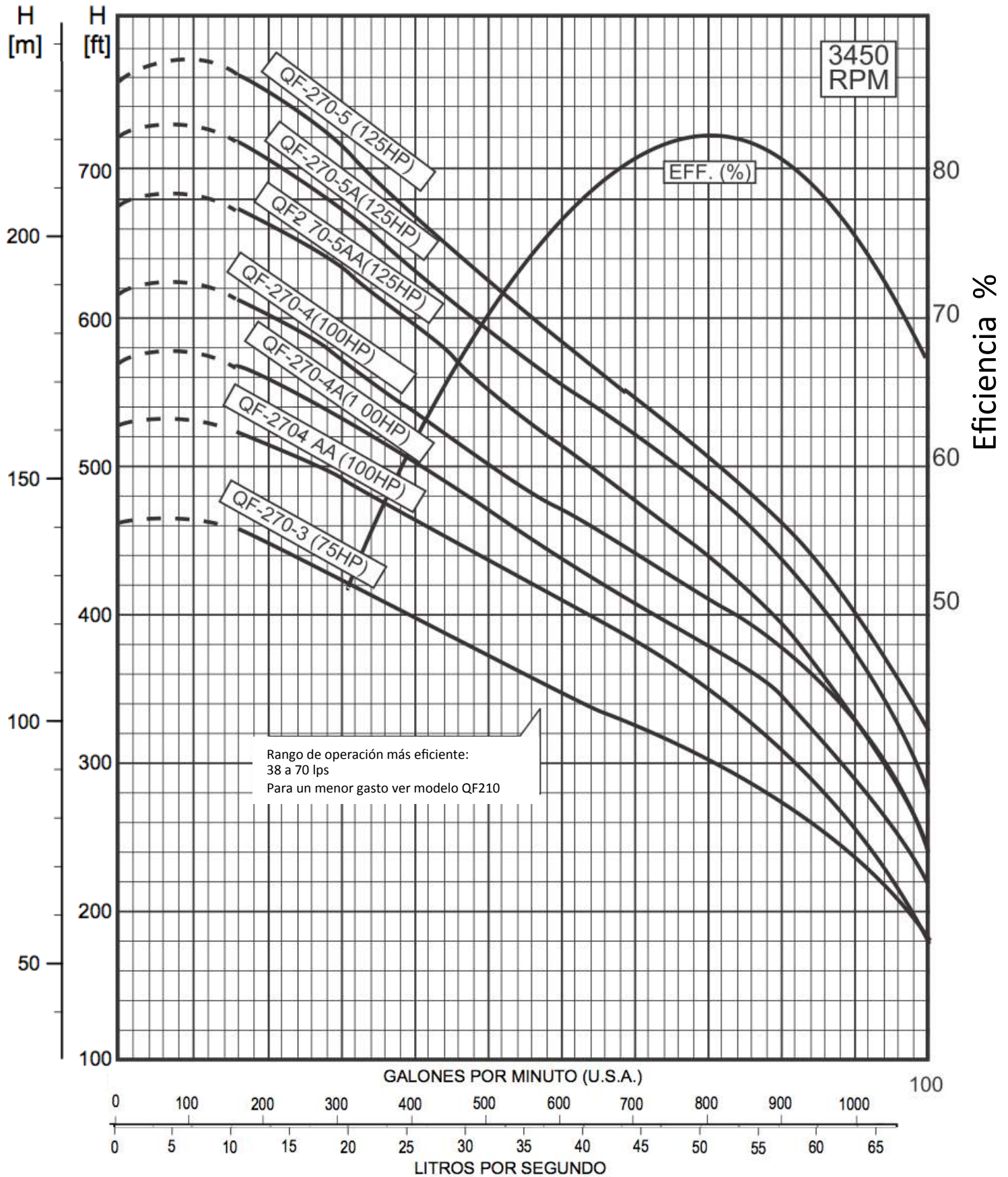




RANGO DE FLUJO: 15 – 70 lps

DESCARGA: 6"

DIÁMETRO NOMINAL: 10"



RANGO DE FLUJO: 15 – 95 lps      DESCARGA: 6"      DIÁMETRO NOMINAL: 10"

**DIMENSIONES Y PESOS**

Modelo No.	FIG	HP	Tamaño Motor	Tamaño Descarga	DIMENSIONES EN PULGADAS					PESO APROX.
					A	B	C	D	E	
QF360-1A	A	30	6"	6" NPT	66.8	35.7	31.1	5.4	9.7	252
QF360-1*	A	40	6"	6" NPT	68.3	37.2	31.1	5.4	9.7	276
QF360-2AA*	A	60	6"	6" NPT	79.9	41.8	38.1	5.4	9.7	459
QF3602A	A	75	8"	6" NPT	85.5	47.4	38.1	7.6	9.7	558
QF360-2	A	100	8"	6" NPT	93.8	55.7	38.1	7.6	9.7	558
QF360-3AA	A	100	8"	6" NPT	100.8	55.7	45.1	7.6	9.7	657
QF360-3A	A	125	8"	6" NPT	102.1	57	45.1	7.7	9.7	836
QF360-3	A	125	8"	6" NPT	102.1	57	45.1	7.7	9.7	836
QF3604AA	A	150	8"	6" NPT	129.8	77.8	52	7.7	9.7	1007
QF360-4A	A	150	8"	6" NPT	129.8	77.8	52	7.7	9.7	1007
QF360-4	A	175	8"	6" NPT	137.8	85.8	52	7.7	9.7	1007
QF360-5AA*	A	175	8"	6" NPT	144.7	85.8	58.9	7.7	9.7	1089
QF3605A**	A	175	8"	6" NPT	144.7	85.8	58.9	7.7	9.7	1089
QF360-5*+	A	200	8"	6" NPT	153.7	94.8	58.9	7.7	9.7	1197
QF360-6AA+	A	250	10"	6" NPT	145.2	79.5	65.7	9.1	10.9	1263
QF360-6A+	A	250	10"	6" NPT	145.2	79.5	65.7	9.1	10.9	1263
QF360-6+	A	250	10"	6" NPT	145.2	79.5	65.7	9.1	10.9	1263

NOTAS: Los pesos incluyen el motor y la bomba

\* Otros tamaños disponibles de motores

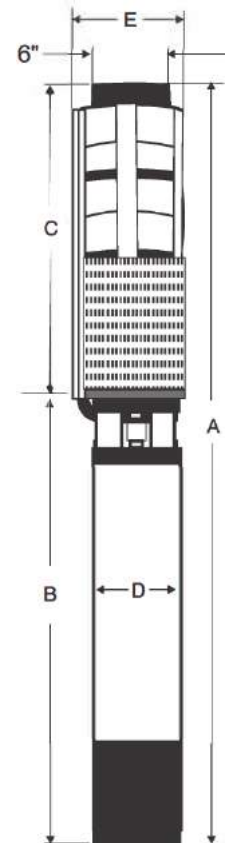
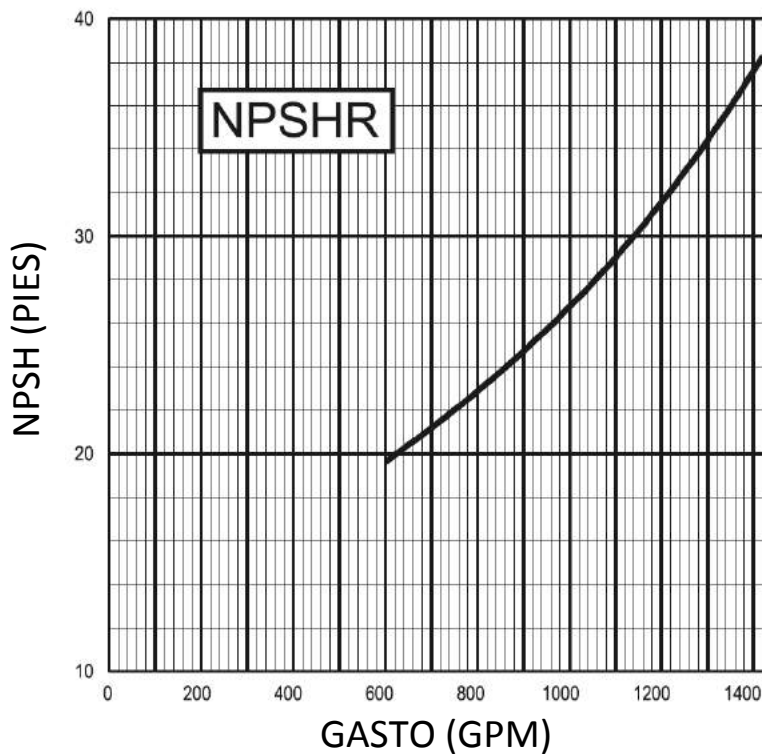
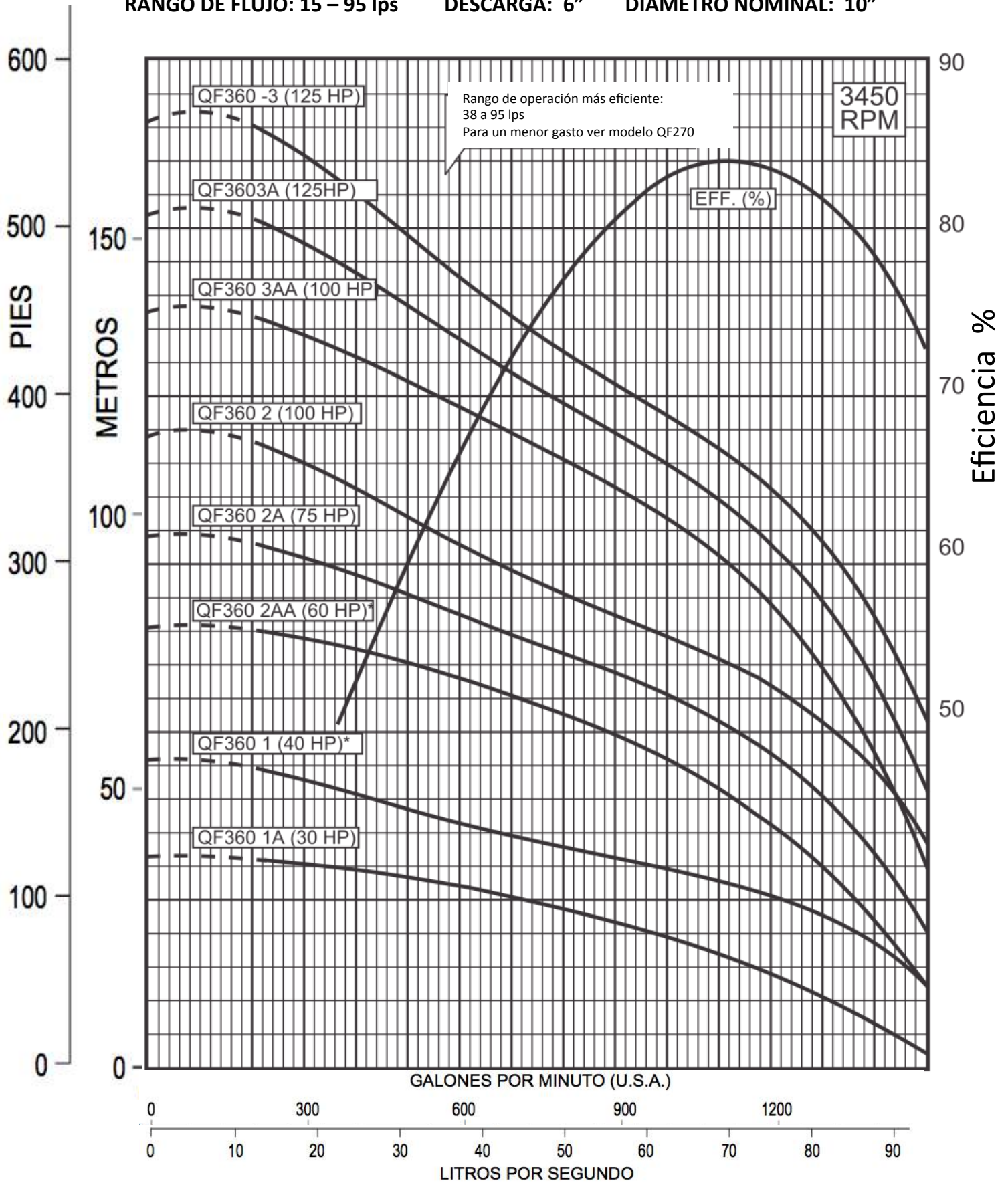


Fig. A

RANGO DE FLUJO: 15 – 95 lps

DESCARGA: 6"

DIÁMETRO NOMINAL: 10"





RANGO DE FLUJO: 15 – 95 lps

DESCARGA: 6"

DIÁMETRO NOMINAL: 10"

