

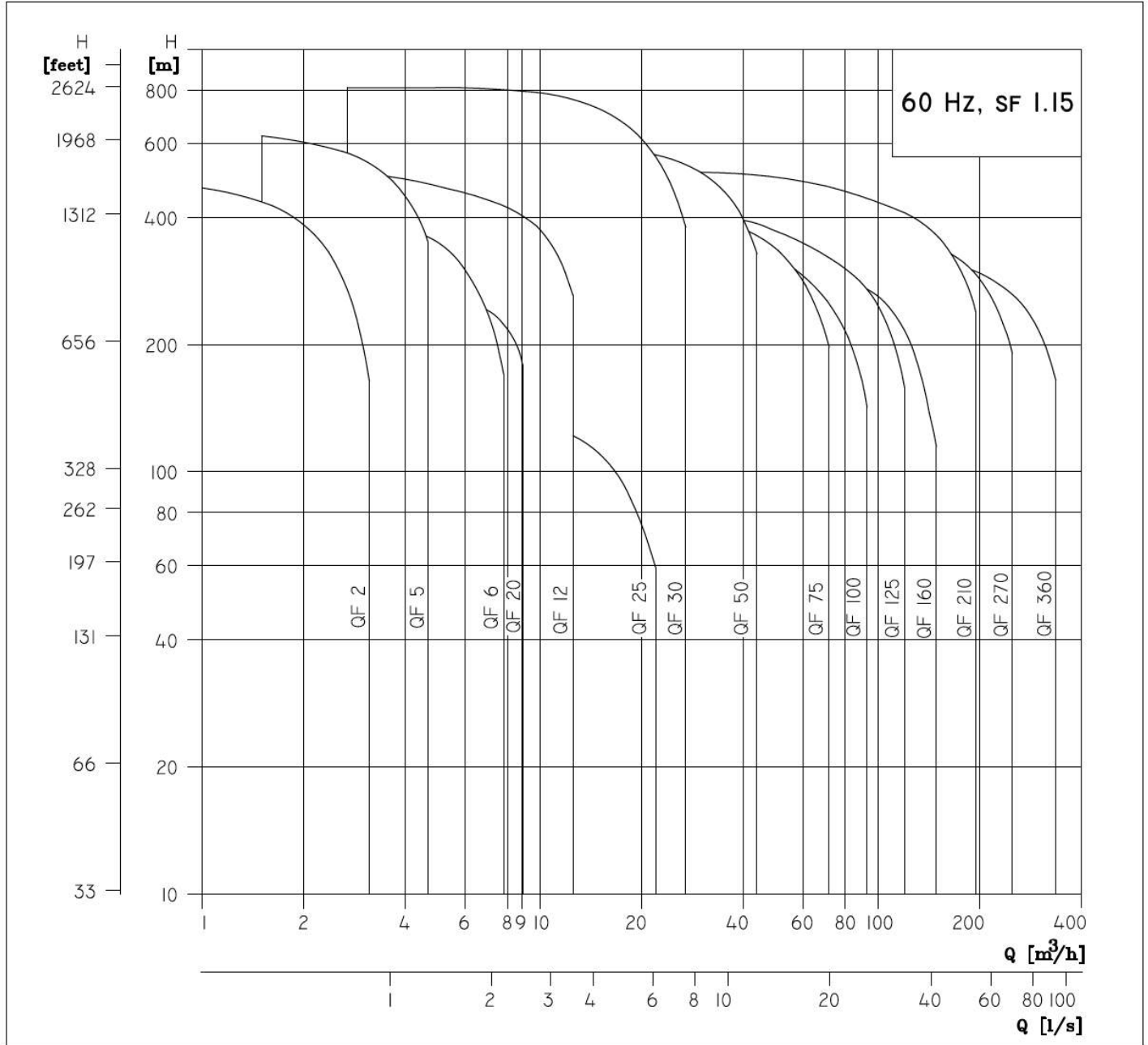


BOMBAS SUMERGIBLES QF

60 Hz

REV.QF.1016.1

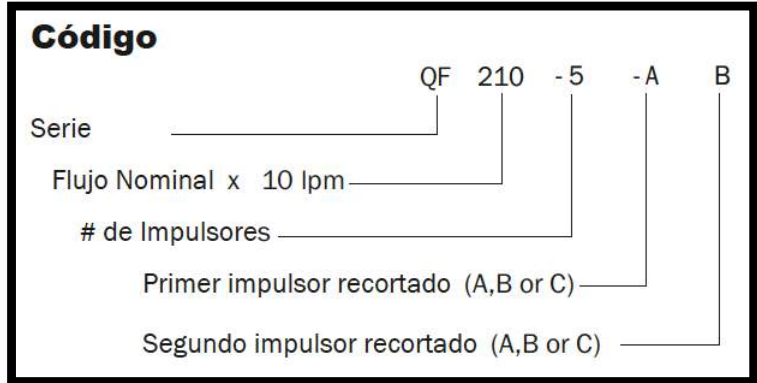
RANGOS DE OPERACIÓN



Rango de 0.3 hasta 93 lps

APLICACIONES

- Pozos Profundos
- Sistemas de riego
- Cisternas
- Cárcamos



LÍQUIDO A BOMBEAR

Líquidos limpios, delgadas y no agresivos sin partículas sólidas o fibras.

Temperatura máxima 40 °C

MANTENIMIENTO Y REPARACIÓN

Se cuenta con el personal más calificado para las reparaciones.
Se cuenta con Kits de reparación originales.

CONSTRUIDAS EN ACERO INOXIDABLE

Las bombas Shakti son construidas con la más alta calidad

CONDICIONES DE LAS CURVAS

Aplican las siguientes condiciones de las curvas que se muestran en las páginas siguientes:

- Tolerancia según la norma ISO 9906, Anexo A.
- Las curvas de rendimiento muestran el rendimiento de la bomba rangos de velocidades estándar de los motores.
 - Motores de 4 " : n = 3460 rpm
 - Motores de 6 " : n = 3450 rpm
 - Motores de 8 " a 12" : n = 3500 rpm
- Las mediciones se hicieron con agua sin aire a una temperatura de 20 °C con viscosidad de 1mm²/s.
- Las curvas de rendimiento son inclusive de posibles pérdidas tales como la pérdida de la válvula de no retorno.



BOMBAS SUMERGIBLES MODELO QF

CURVAS DE OPERACIÓN



RANGO DE FLUJO: 0.3 – 0.9 lps

DESCARGA: 1 ¼"

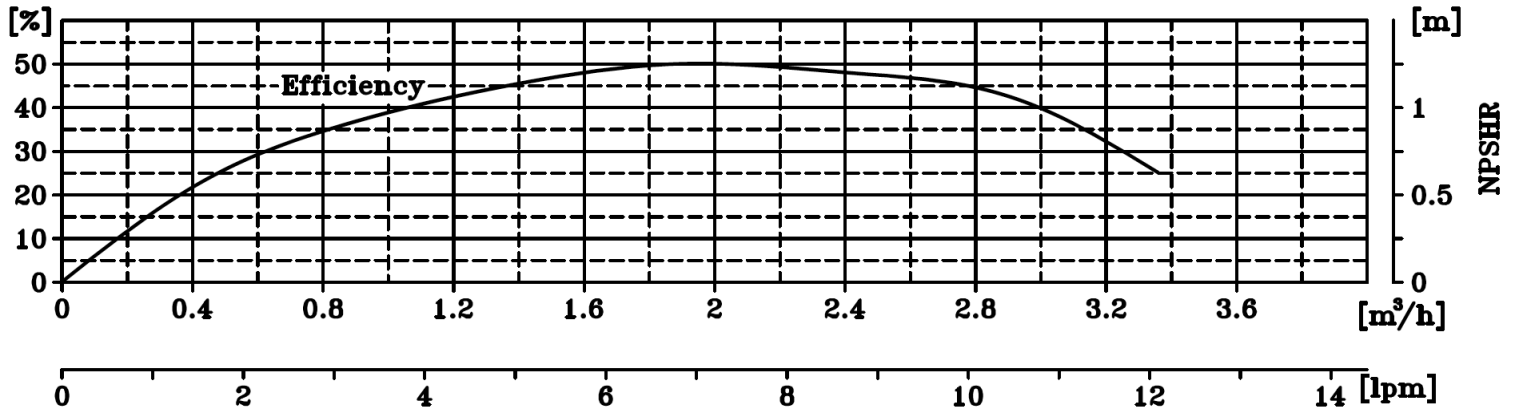
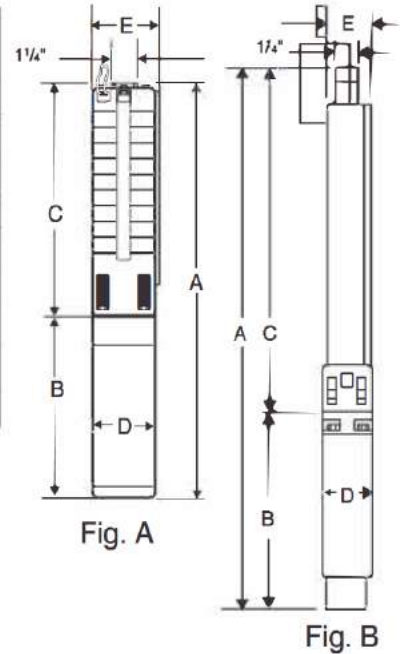
DIÁMETRO NOMINAL: 4"

DIMENSIONES Y PESOS

MODELO No.	FIG.	HP	ACOPLE A MOTOR	TAMAÑO DESCARGA	DIMENSIONES EN PULGADAS					PESO APROX. Lb.
					A	B	C	D	E	
QF 2-6	A	1/3	4"	1 1/4" NPT	19.9	8.8	11.1	3.8	3.9	26
QF 2-9	A	1/2	4"	1 1/4" NPT	23.0	9.5	13.5	3.8	3.9	29
QF 2-12	A	3/4	4"	1 1/4" NPT	26.7	10.7	16.0	3.8	3.9	32
QF 2-15	A	1	4"	1 1/4" NPT	30.3	11.8	18.5	3.8	3.9	34
QF 2-21	A	1 1/2	4"	1 1/4" NPT	37.1	13.6	23.5	3.8	3.9	44
QF 2-27	A	2	4"	1 1/4" NPT	43.5	15.1	28.4	3.8	3.9	49
QF 2-34	A	3	4"	1 1/4" NPT	54.7	20.6	34.1	3.8	3.9	83
QF 2-48	A	5	4"	1 1/4" NPT	71.3	23.6	47.7	3.8	3.9	115
QF 2-58*	B	5	4"	1 1/4" MPT	88.2	23.6	64.5	3.8	4.3	142

NOTAS: Los pesos incluyen el motor y la bomba incluidos en Libras.

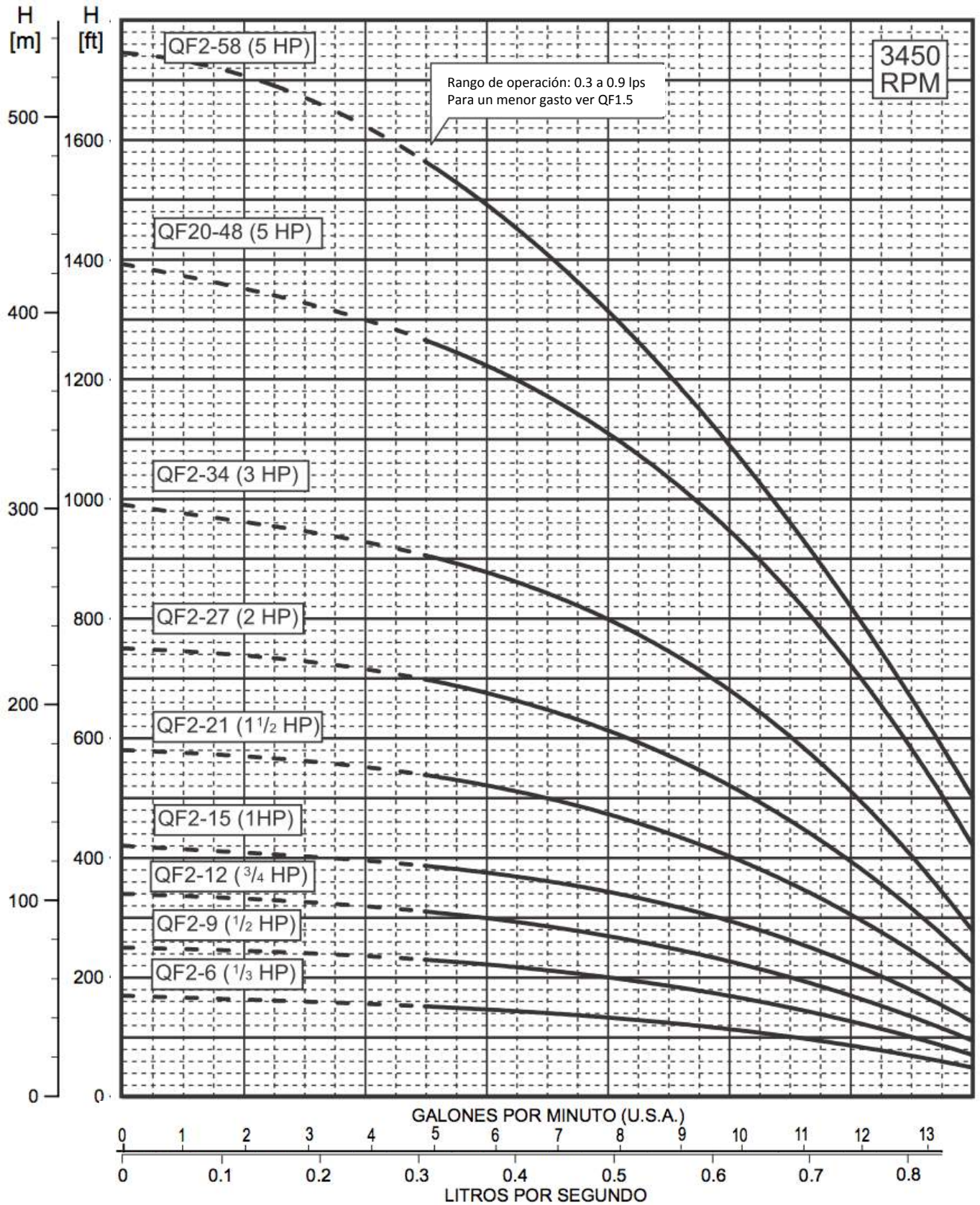
* Fig. B: Bomba con funda inoxidable.



RANGO DE FLUJO: 0.3 – 0.9 lps

DESCARGA: 1 ¼"

DIÁMETRO NOMINAL: 4"

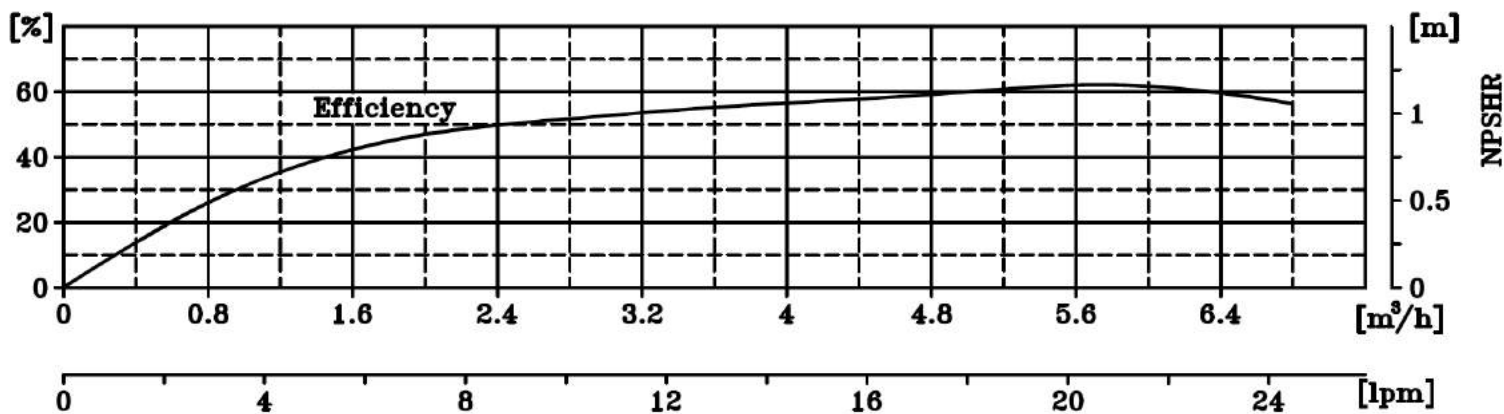
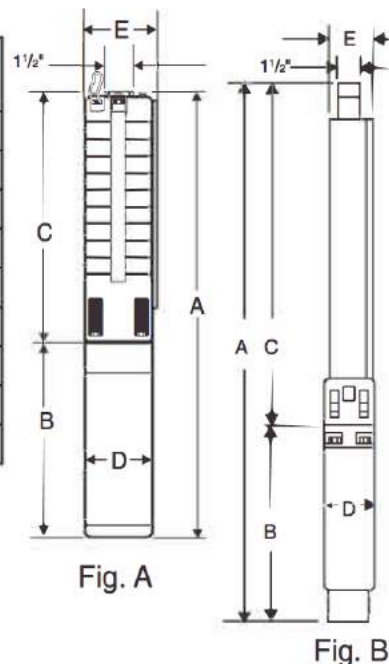


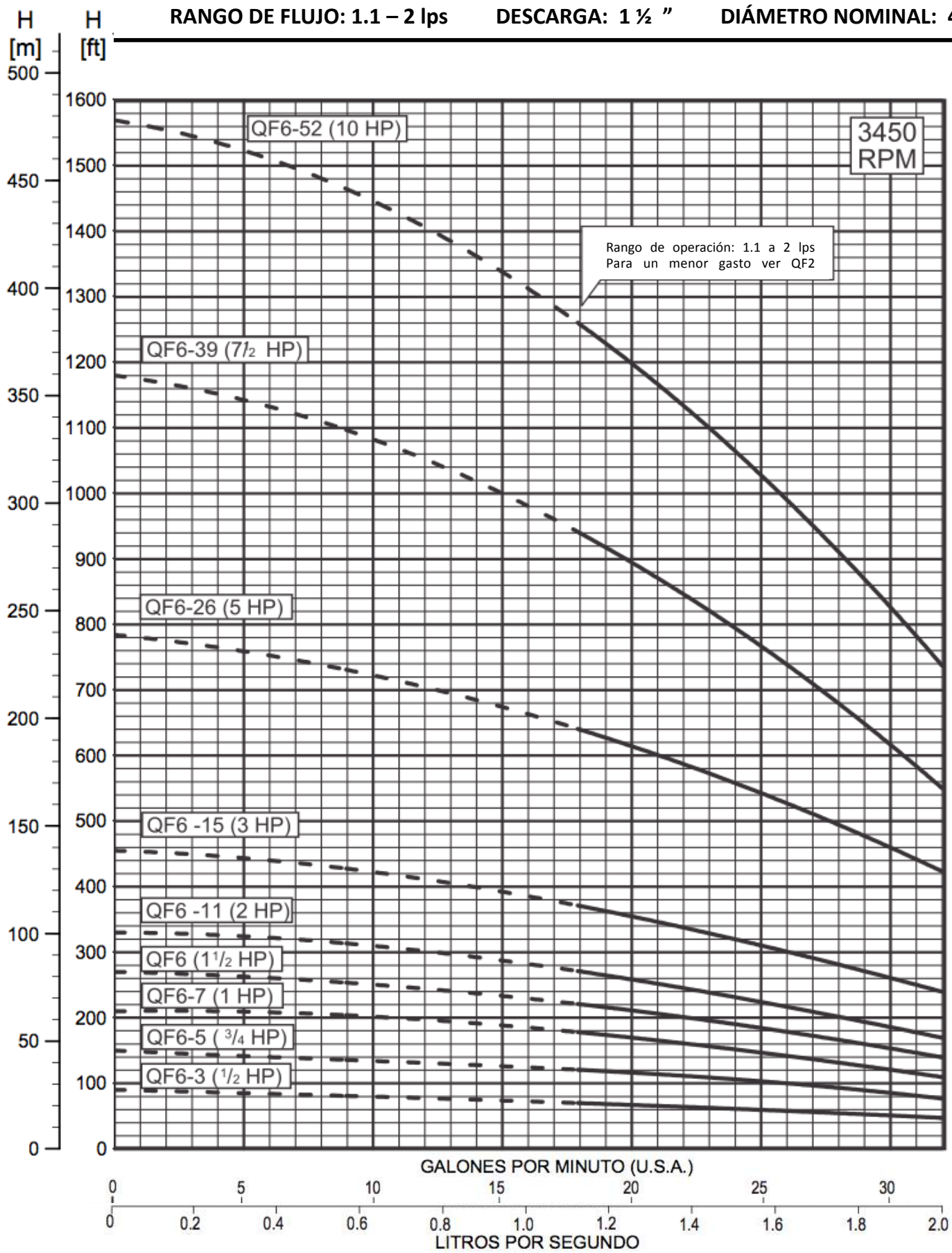
DIMENSIONES Y PESOS

MODELO NO.	FIG.	HP	MOTOR SIZE	TAMAÑO DESCARGA	DIMENSIONES EN PULG.					PESO APROX. Lb.
					A	B	C	D		
QF 6 -3	A	1/2	4"	1 1/2" NPT	18.1	9.5	8.6	3.8	3.9	26
QF 6 -5	A	3/4	4"	1 1/2" NPT	20.9	10.7	10.2	3.8	3.9	28
QF 6 -7	A	1	4"	1 1/2" NPT	23.7	11.8	11.9	3.8	3.9	29
QF 6 -9	A	1 1/2	4"	1 1/2" NPT	27.1	13.6	13.5	3.8	3.9	34
QF 6 -11	A	2	4"	1 1/2" NPT	30.3	15.1	15.2	3.8	3.9	37
QF 6 -15	A	3	4"	1 1/2" NPT	39.1	20.6	18.5	3.8	3.9	59
QF 6 -26	A	5	4"	1 1/2" NPT	51.2	23.6	27.6	3.8	3.9	76
QF 6 -39*	A	7 1/2	6"	1 1/2" NPT	66.8	24.2	42.6	5.4	4.6	168
QF 6 -52*	B	10	6"	1 1/2" MPT	90.9	25.4	65.5	5.4	5.4	226

NOTAS: Los pesos incluyen el motor y la bomba en Libras.

* Fig. B: Bomba con funda inoxidable.





RANGO DE FLUJO: 1.5 – 3.5 lps DESCARGA: 2" DIÁMETRO NOMINAL: 4"

DIMENSIONES Y PESOS

MODELO NO.	FIG.	HP	TAMAÑO MOTOR	TAMAÑO DESCARGA	DIMENSIONES EN PULGADAS					PESO APROX. Lb
					A	B	C	D	E	
QF12-3	A	1	4"	2" NPT	24.6	11.8	12.8	3.8	3.9	32
QF12-5	A	1 1/2	4"	2" NPT	29.7	13.6	16.1	3.8	3.9	37
QF12-7	A	2	4"	2" NPT	34.5	15.1	19.4	3.8	3.9	41
QF12-9	A	3	4"	2" NPT	43.3	20.6	22.7	3.8	3.9	65
QF12-12	A	5	4"	2" NPT	51.3	23.6	27.7	3.8	3.9	78
QF12-15	A	5	4"	2" NPT	56.2	23.6	32.6	3.8	3.9	84
QF12-21*	A	7 1/2	4"	2" NPT	74.6	29.6	45.0	3.8	3.9	120
QF12-25*	A	7 1/2	4"	2" NPT	81.2	29.6	51.6	3.8	3.9	124
QF12-30*	A	10	4"	2" NPT	103.7	43.9	59.8	3.8	3.9	181
QF12-37	A	15	6"	2" NPT	99.5	28.0	71.5	5.4	5.4	244
QF12-44	A	15	6"	2" NPT	111.0	28.0	83.0	5.4	5.4	340
QF12-50**	B	20	6"	2" MPT	136.0	30.6	105.4	5.4	5.5	319
QF12-58**	B	20	6"	2" MPT	149.2	30.6	118.6	5.4	5.5	334
QF12-66**	B	20	6"	2" MPT	162.4	30.6	131.8	5.4	5.5	394

NOTAS: Los pesos incluyen el motor y la bomba en Libras

* También disponible con motor de 6".

** Fig. B. Bomba con funda inoxidable

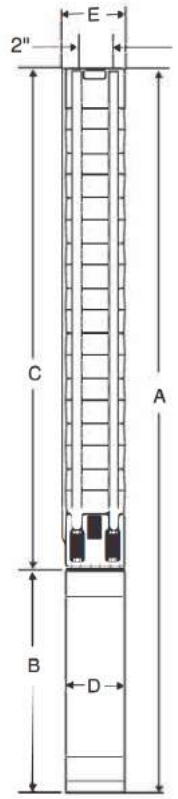


Fig. A

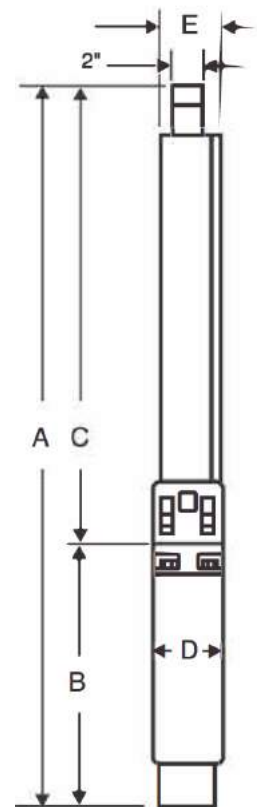
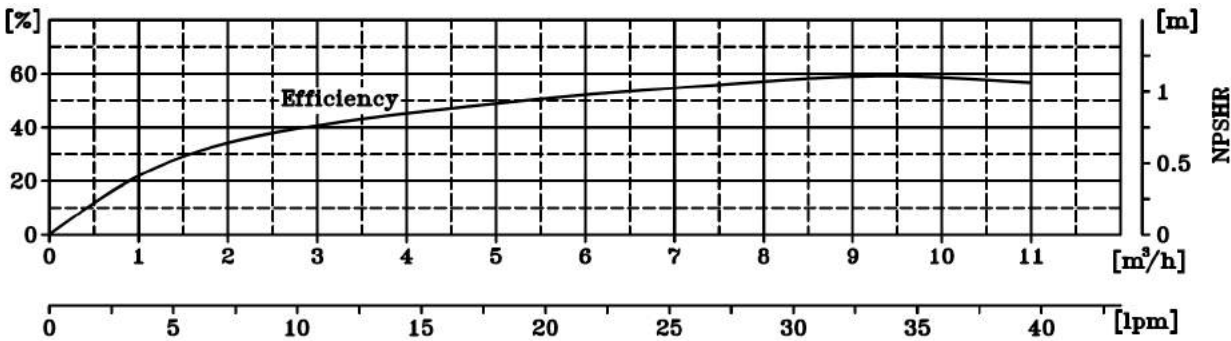
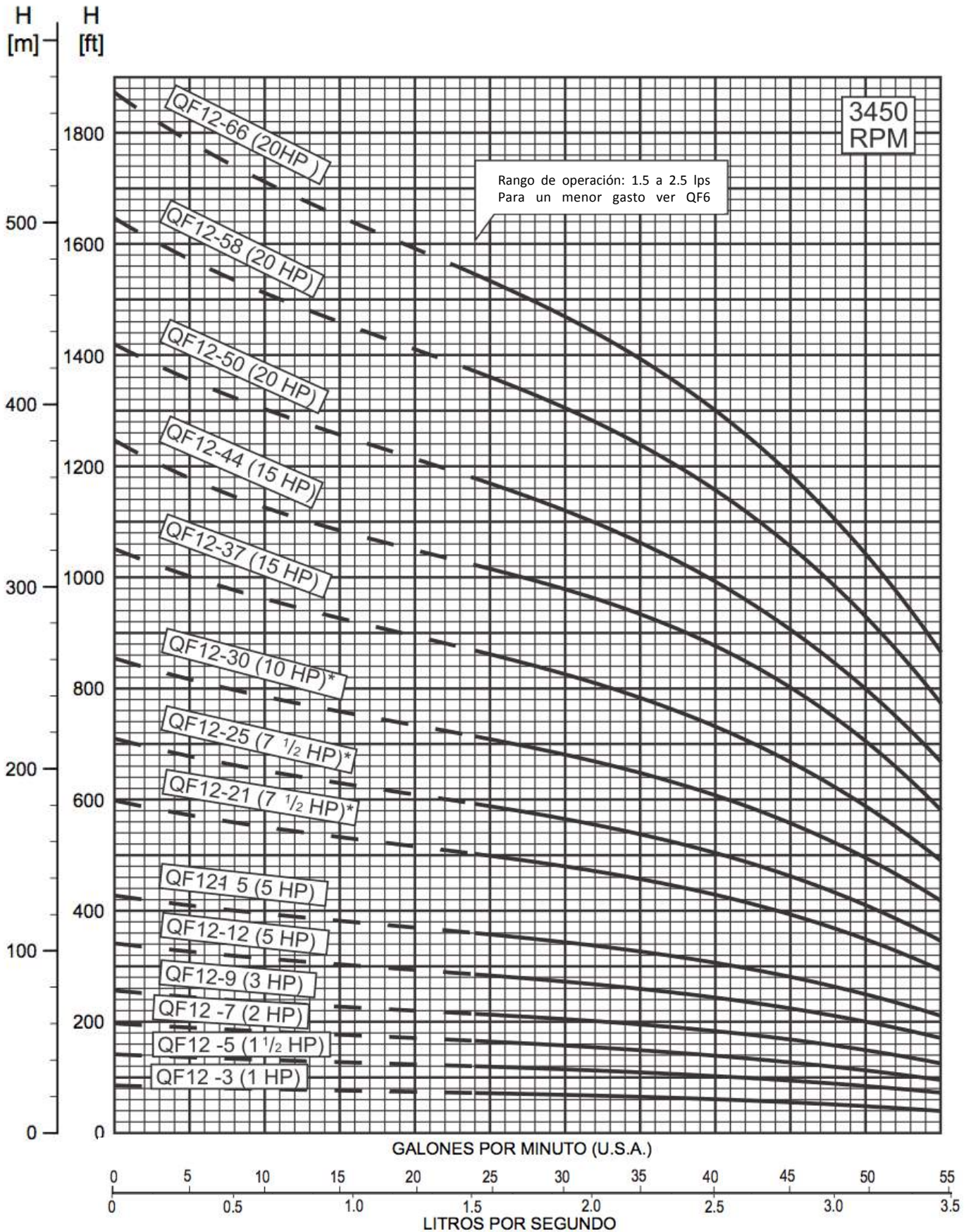


Fig. B

RANGO DE FLUJO: 1.5 – 3.5 lps

DESCARGA: 2"

DIÁMETRO NOMINAL: 4"



RANGO DE FLUJO: 2.8 – 6 lps

DESCARGA: 2"

DIÁMETRO NOMINAL: 4"

DIMENSIONES Y PESOS

MODELO NO.	FIG.	HP	TAMAÑO MOTOR	TAMAÑO DESCARGA	DIIMENSIONES EN PULG.					PESO APROX. Lb
					A	B	C	D	E	
QF25-3	A	2	4"	2" NPT	30.0	15.1	14.9	3.8	3.9	38
QF25-5	A	3	4"	2" NPT	40.7	20.6	20.1	3.8	3.9	64
QF25-8	A	5	4"	2" NPT	51.4	23.6	27.8	3.8	3.9	78
QF25-12*	A	7 1/2	4"	2" NPT	67.5	29.6	37.9	3.8	3.9	100
QF25-16*	A	10	4"	2" NPT	92.1	43.9	48.2	3.8	3.9	155

NOTAS: Los pesos incluyen el motor y la bomba. Peso en Libras

* También disponible con motor de 6"

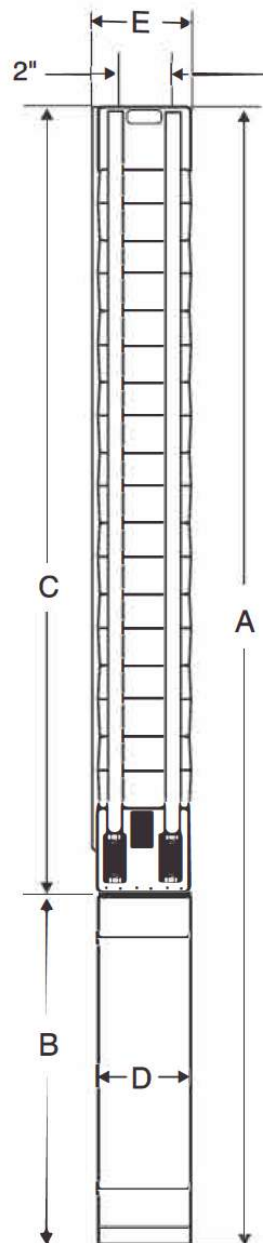
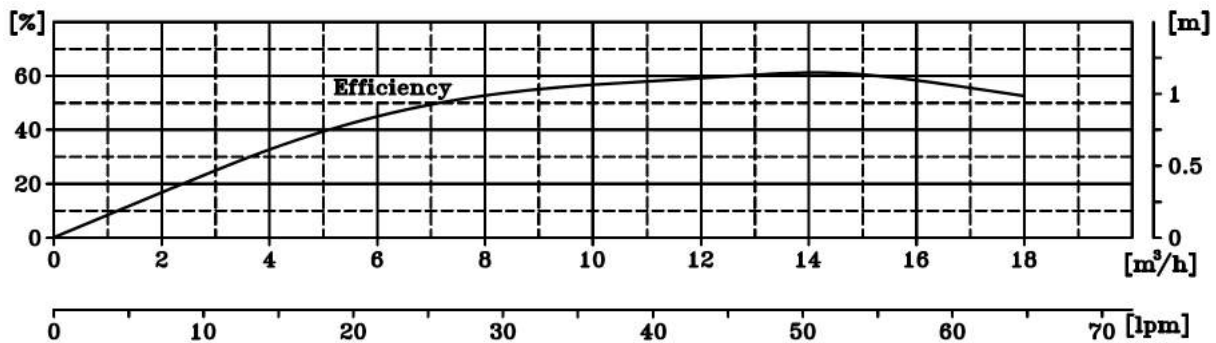
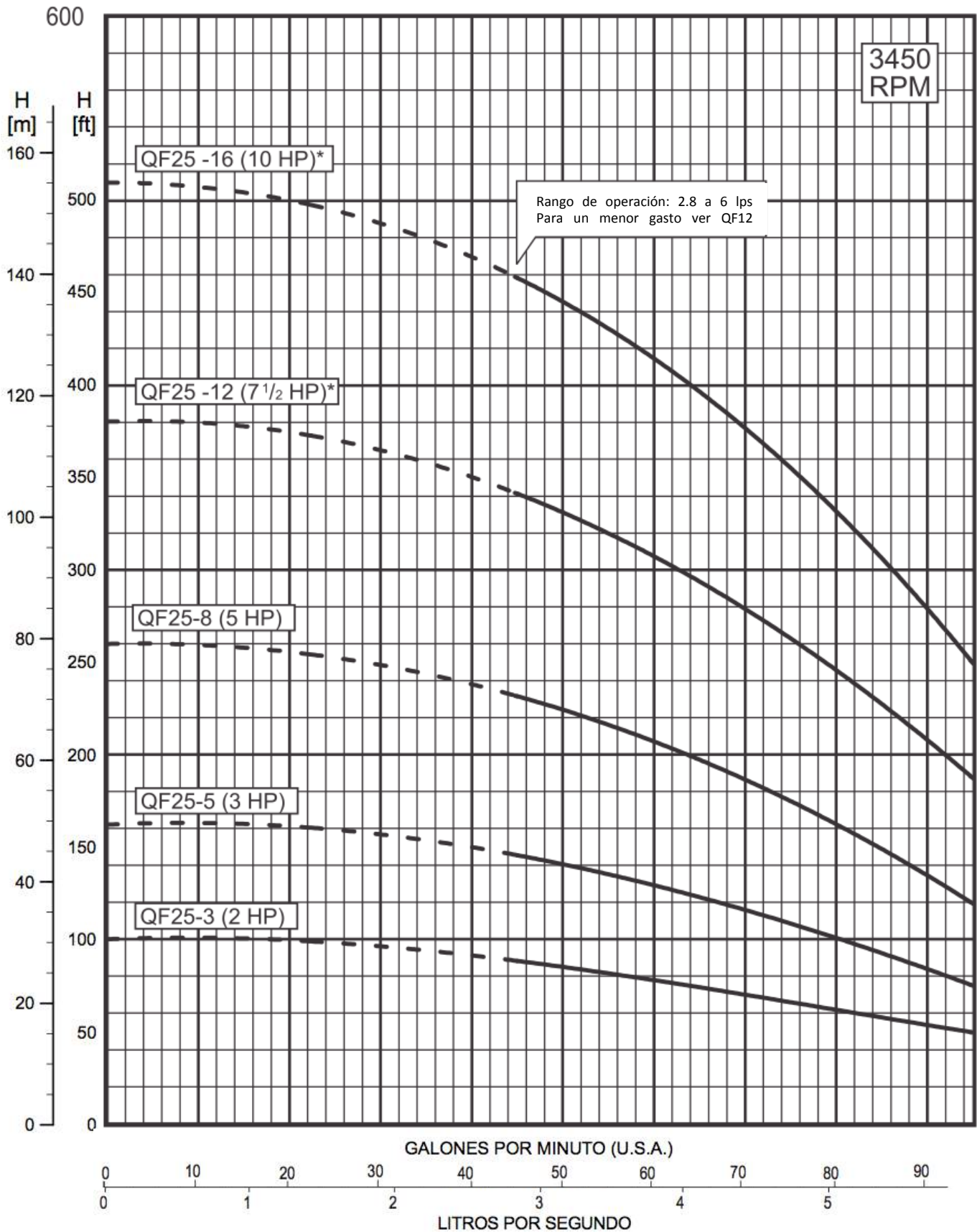


Fig. A

RANGO DE FLUJO: 2.8 – 6 lps

DESCARGA: 2"

DIÁMETRO NOMINAL: 4"



RANGO DE FLUJO: 1.2 – 7.3 lps

DESCARGA: 3"

DIÁMETRO NOMINAL: 6"

DIMENSIONES Y PESOS

MODELO NO.	FIG.	HP	TAMAÑO MOTOR	TAMAÑO. DESCARGA	DIMENSIONES EN PULGADAS					PESO APROX. Lb.
					A	B	C	D	E	
QF30 -1	A	1 1/2	4"	3" NPT	25.9	13.6	12.3	3.75	5.2	37
QF30 -2	A	3	4"	3" NPT	35.3	20.6	14.7	3.75	5.2	61
QF30 -3	A	5	4"	3" NPT	40.7	23.6	17.1	3.75	5.2	75
QF30 -4	A	5	4"	3" NPT	43.1	23.6	19.5	3.75	5.2	77
QF30 -5	A	7 1/2	4"	3" NPT	51.5	29.6	21.9	3.75	5.2	95
QF30 -6	A	7 1/2	4"	3" NPT	53.9	29.6	24.3	3.75	5.2	97
QF30 -7	A	10	4"	3" NPT	70.5	43.9	26.6	3.75	5.2	151
QF30 -8	A	10	4"	3" NPT	72.9	43.9	29.0	3.75	5.2	154
QF30 -9	A	10	4"	3" NPT	75.3	43.9	31.4	3.75	5.2	156
QF30 -5	A	7 1/2	6"	3" NPT	46.7	24.2	22.5	5.38	5.6	135
QF30 -6	A	7 1/2	6"	3" NPT	49.1	24.2	24.9	5.38	5.6	137
QF30 -7	A	10	6"	3" NPT	52.7	25.4	27.3	5.38	5.6	148
QF30 -8	A	10	6"	3" NPT	55.0	25.4	29.6	5.38	5.6	151
QF30 -9	A	10	6"	3" NPT	57.4	25.4	32.0	5.38	5.6	153
QF30 -10	A	15	6"	3" NPT	62.4	28.0	34.4	5.38	5.6	170
QF30 -11	A	15	6"	3" NPT	64.8	28.0	36.8	5.38	5.6	174
QF30 -12	A	15	6"	3" NPT	67.2	28.0	39.2	5.38	5.6	176
QF30 -13	A	15	6"	3" NPT	69.6	28.0	41.6	5.38	5.6	178
QF30 -14	A	20	6"	3" NPT	74.5	30.6	43.9	5.38	5.6	193
QF30 -15	A	20	6"	3" NPT	76.9	30.6	46.3	5.38	5.6	198
QF30 -16	A	20	6"	3" NPT	79.3	30.6	48.7	5.38	5.6	200
QF30 -17	A	20	6"	3" NPT	81.7	30.6	51.1	5.38	5.6	202
QF30 -18	A	20	6"	3" NPT	84.1	30.6	53.5	5.38	5.6	204
QF30 -19	A	25	6"	3" NPT	88.9	33.1	55.8	5.38	5.6	240
QF30 -20	A	25	6"	3" NPT	91.9	33.1	58.2	5.38	5.6	244
QF30 -21	A	25	6"	3" NPT	94.7	33.1	60.6	5.38	5.6	246
QF30 -22	A	25	6"	3" NPT	96.7	33.1	63.0	5.38	5.6	249
QF30 -23	A	30	6"	3" NPT	101.1	35.7	65.4	5.38	5.6	264
QF30 -24	A	30	6"	3" NPT	103.5	35.7	67.8	5.38	5.6	266
QF30 -25	A	30	6"	3" NPT	105.8	35.7	70.1	5.38	5.6	271
QF30 -26	A	30	6"	3" NPT	108.8	35.7	73.1	5.38	5.6	273
QF30 -27	A	30	6"	3" NPT	116.3	40.8	75.5	5.38	5.6	278
QF30 -28	A	40	6"	3" NPT	118.7	40.8	77.9	5.38	5.6	281
QF30 -29	A	40	6"	3" NPT	121.1	40.8	80.7	5.38	5.6	283
QF30 -30	A	40	6"	3" NPT	123.4	40.8	82.6	5.38	5.6	287
QF30 -33*	B	40	6"	3" NPT	139.7	40.8	98.9	5.38	6.9	343
QF30 -36*	B	40	6"	3" NPT	146.9	40.8	106.1	5.38	6.9	354
QF30 -39*	B	50	6"	3" NPT	171.0	57.8	113.2	5.38	6.9	448
QF30 -33*	B	40	8"	3" NPT	134.7	35.8	98.9	7.5	6.9	377
QF30 -36*	B	40	8"	3" NPT	141.9	35.8	106.1	7.5	6.9	390
QF30 -39*	B	50	8"	3" NPT	152.0	38.8	113.2	7.5	6.9	498

NOTAS: Los pesos incluyen el motor y la bomba. Peso en Libras

* Fig. B: Bomba con funda inoxidable

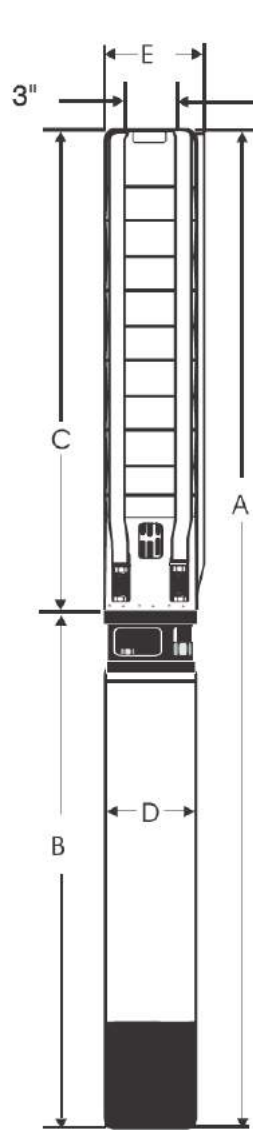
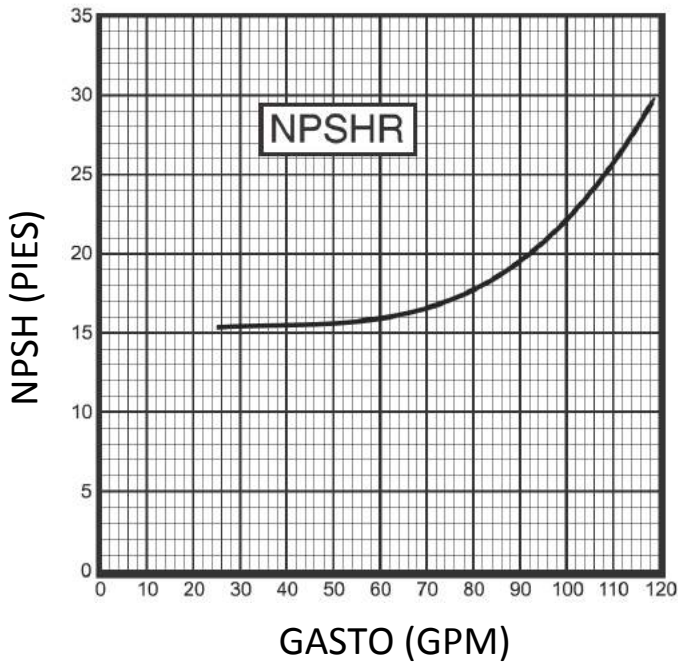


Fig. A

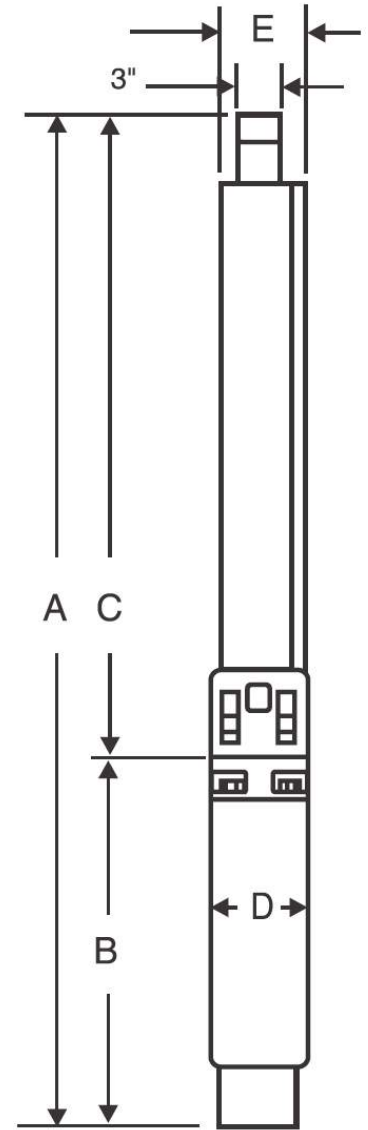
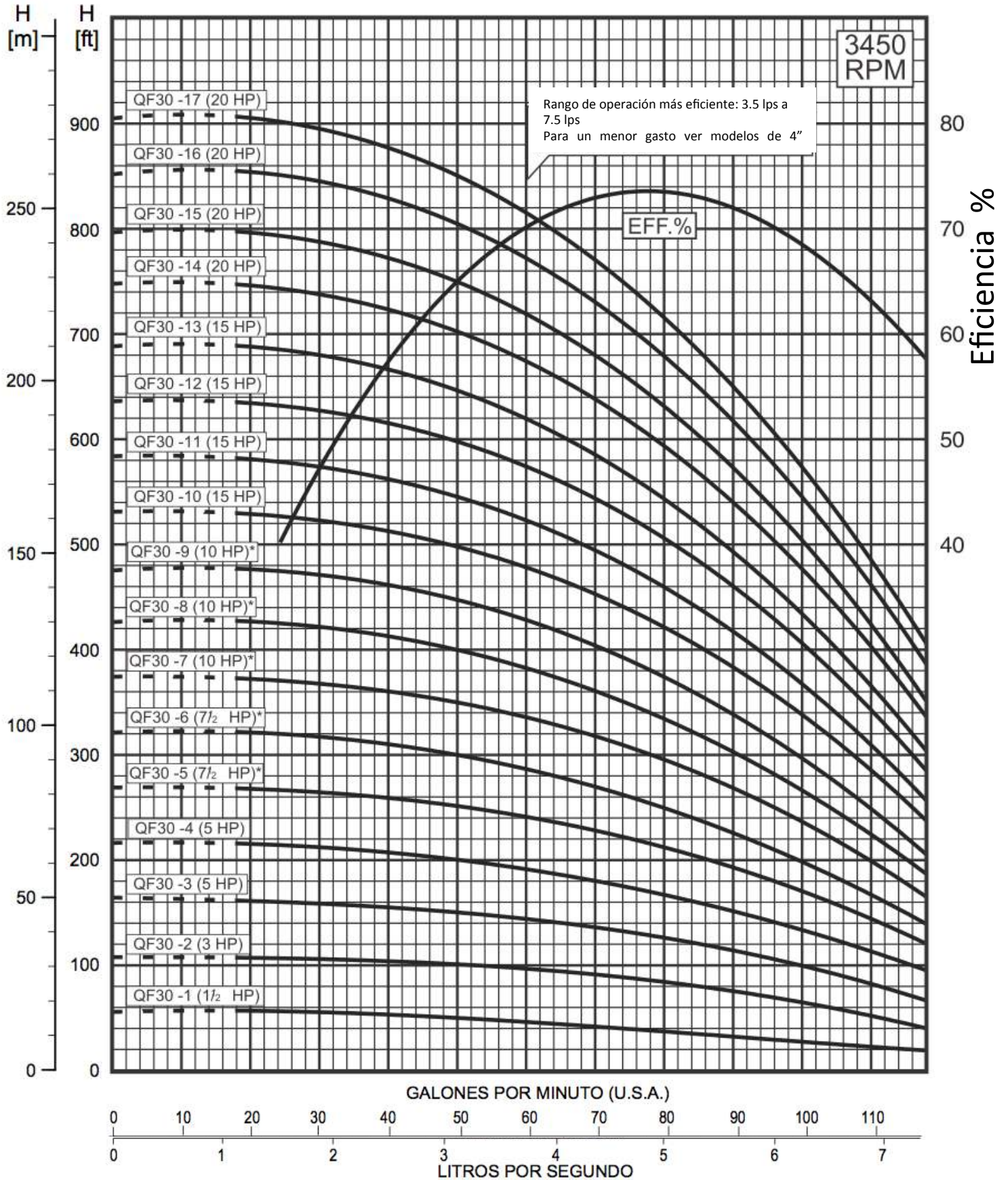


Fig. B

RANGO DE FLUJO: 1.2 – 7.3 lps

DESCARGA: 3"

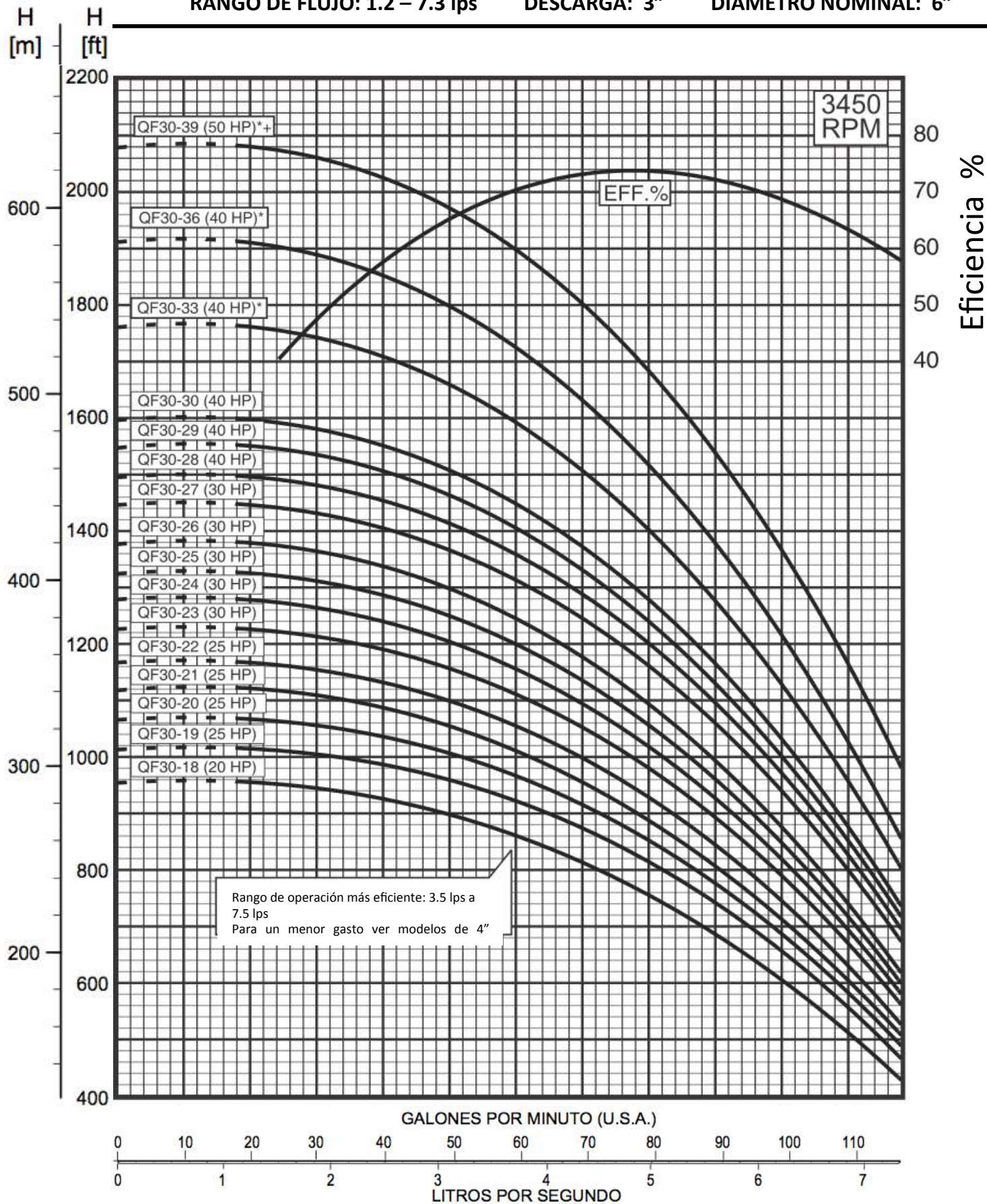
DIÁMETRO NOMINAL: 6"



RANGO DE FLUJO: 1.2 – 7.3 lps

DESCARGA: 3"

DIÁMETRO NOMINAL: 6"



RANGO DE FLUJO: 2.5 – 13 lps

DESCARGA: 3"

DIÁMETRO NOMINAL: 6"

DIMENSIONES Y PESOS

Modelo No.	Fig	HP	Tamaño Motor	Tamaño Descarga	A	B	C	D	E	Peso Aprox. Lb
QF 50-1	A	2	4"	3" NPT	27.3	13.6	13.7	3.75	5.2	55
QF 50-2	A	5	4"	3" NPT	41.1	23.6	17.5	3.75	5.2	75
QF 50-3	A	7 1/2	4"	3" NPT	50.9	29.6	21.3	3.75	5.2	92
QF 50-4	A	7 1/2	4"	3" NPT	54.7	29.6	25.1	3.75	5.2	97
QF 50-5	A	10	4"	3" NPT	72.8	43.9	28.9	3.75	5.2	151
QF 50-4	A	7 1/2	6"	3" NPT	49.9	24.2	25.7	5.38	5.6	135
QF 50-5	A	10	6"	3" NPT	54.9	25.4	29.5	5.38	5.6	148
QF 50-6	A	15	6"	3" NPT	61.3	28	33.3	5.38	5.6	167
QF 50-7	A	15	6"	3" NPT	65	28	37	5.38	5.6	169
QF 50-8	A	15	6"	3" NPT	68.8	28	40.8	5.38	5.6	174
QF 50-9	A	20	6"	3" NPT	75.2	30.6	44.6	5.38	5.6	191
QF 50-10	A	20	6"	3" NPT	79	30.6	48.4	5.38	5.6	193
QF 50-11	A	20	6"	3" NPT	82.8	30.6	52.2	5.38	5.6	198
QF 50-12	A	25	6"	3" NPT	89	33.1	55.9	5.38	5.6	235
QF 50-13	A	25	6"	3" NPT	92.8	33.1	59.7	5.38	5.6	238
QF 50-14	A	25	6"	3" NPT	96.6	33.1	63.5	5.38	5.6	242
QF 50-15	A	30	6"	3" NPT	103	35.7	67.3	5.38	5.6	260
QF 50-16	A	30	6"	3" NPT	106.8	35.7	71.1	5.38	5.6	262
QF 50-17	A	30	6"	3" NPT	110.5	35.7	74.8	5.38	5.6	266
QF 50-18	A	40	6"	3" NPT	119.4	40.8	78.6	5.38	5.6	306
QF 50-19	A	40	6"	3" NPT	123.2	40.8	82.4	5.38	5.6	308
QF 50-20	A	40	6"	3" NPT	127	40.8	86.2	5.38	5.6	323
QF 50-21	A	40	6"	3" NPT	130.8	40.8	90	5.38	5.7	334
QF 50-22	A	40	6"	3" NPT	134.5	40.8	93.7	5.38	5.7	338
QF 50-23	A	40	6"	3" NPT	138.3	40.8	97.5	5.38	5.7	340
QF 50-24	A	50	6"	3" NPT	162.2	57.8	104.4	5.38	6.1	442
QF 50-25	A	50	6"	3" NPT	166	57.8	108.2	5.38	6.1	444
QF 50-26	A	50	6"	3" NPT	169.8	57.8	112	5.38	6.1	446
QF 50-27	A	50	6"	3" NPT	173.6	57.8	115.8	5.38	6.1	448
QF 50-28	A	50	6"	3" NPT	183.4	63.8	119.6	5.38	7.1	450
QF 50-29	A	60	6"	3" NPT	193.7	63.8	129.9	5.38	7.1	448
QF 50-31	A	60	6"	3" NPT	201.3	63.8	137.5	5.38	7.1	452
QF 50-33	A	60	6"	3" NPT	208.8	63.8	145	5.38	7.1	456
QF 50-24	A	50	8"	3" NPT	143.2	38.8	104.4	7.5	7.5	492
QF 50-25	A	50	8"	3" NPT	147	38.8	108.2	7.5	7.5	495
QF 50-26	A	50	8"	3" NPT	150.8	38.8	112	7.5	7.5	497
QF 50-27	A	50	8"	3" NPT	154.6	38.8	115.8	7.5	7.5	499
QF 50-28	A	50	8"	3" NPT	158.4	38.8	119.6	7.5	7.5	501
QF 50-29 *	B	60	8"	3" NPT	169.7	41.8	127.9	7.5	7.5	539
QF 50-31 *	B	60	8"	3" NPT	177.3	41.8	135.5	7.5	7.5	543
QF 50-33 *	B	60	8"	3" NPT	184.8	41.8	149	7.5	7.5	547
QF 50-36 *	B	75	8"	3" NPT	201.8	47.4	154.4	7.5	7.5	592
QF 50-39 *	B	75	8"	3" NPT	213.1	47.4	165.7	7.5	7.5	598

NOTAS: Los Pesos incluyen el motor y la bomba. Peso en Libras

* Fig B: Bomba con funda inoxidable.

RANGO DE FLUJO: 2.5 – 13 lps

DESCARGA: 3"

DIÁMETRO NOMINAL: 6"

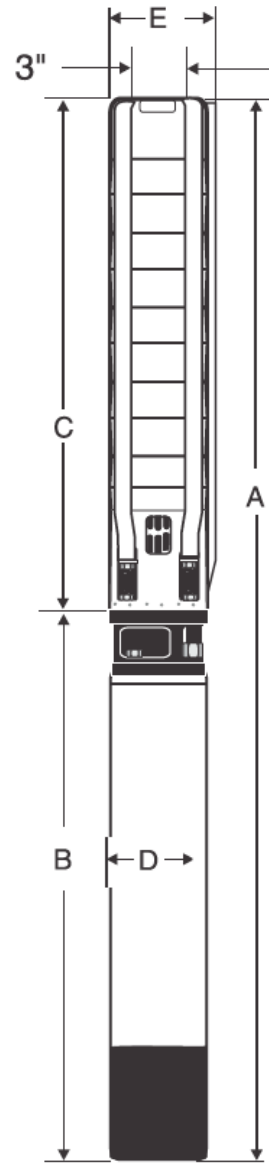
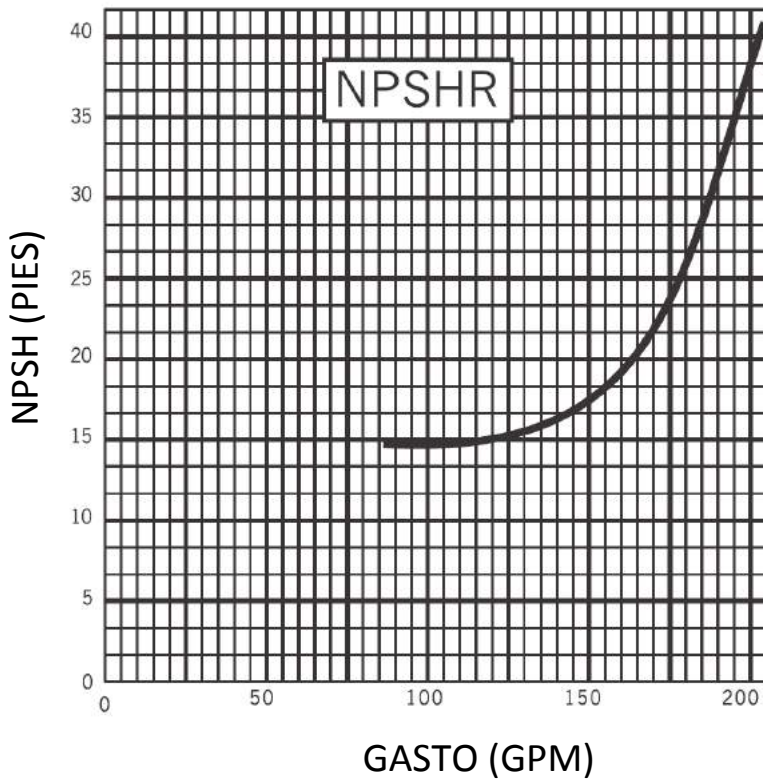


Fig. A

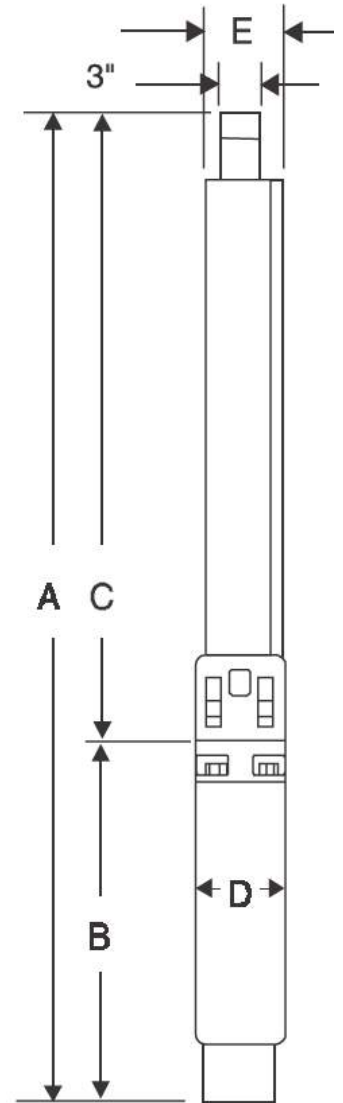
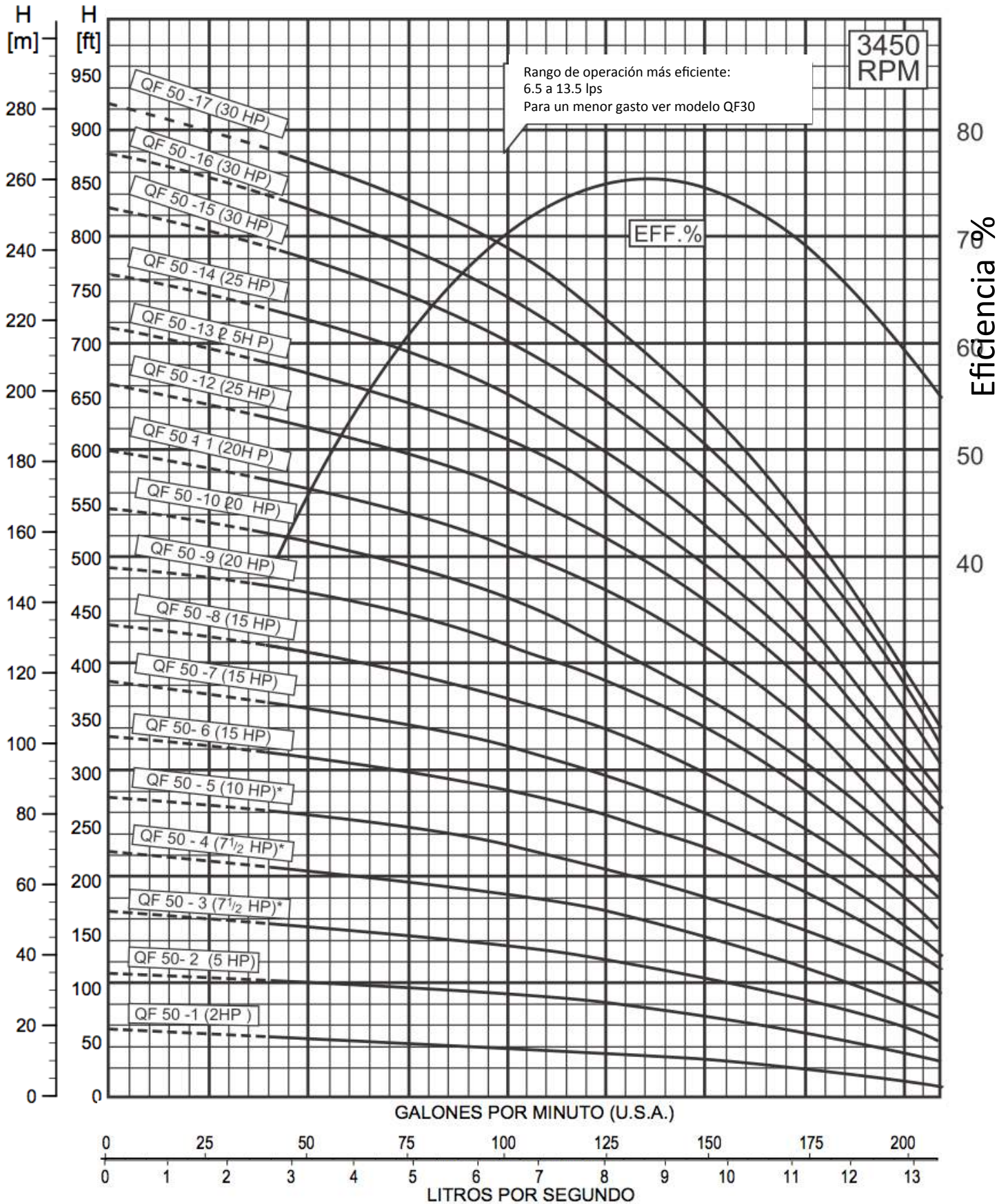


Fig. B

RANGO DE FLUJO: 2.5 – 13 lps

DESCARGA: 3"

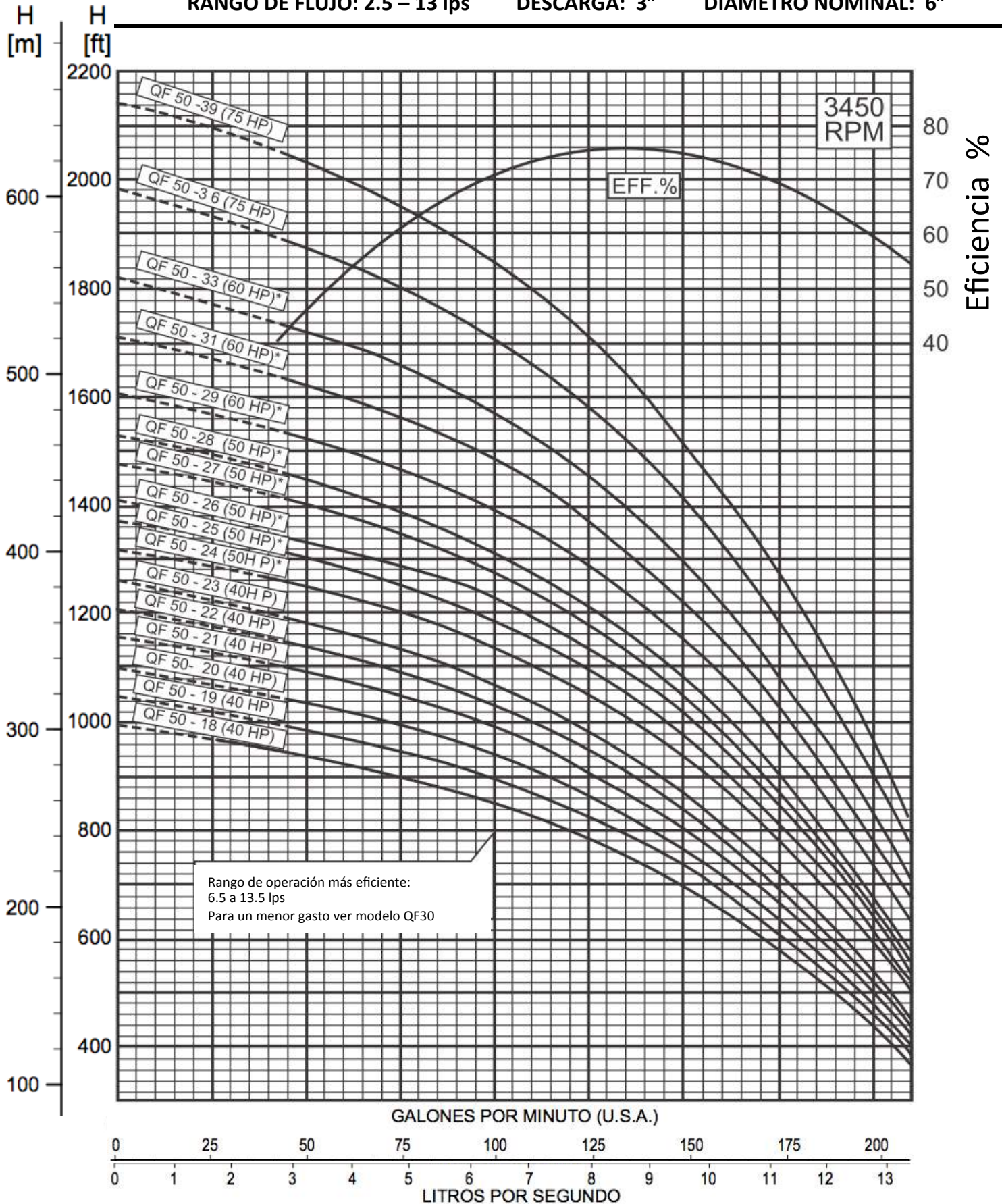
DIÁMETRO NOMINAL: 6"



RANGO DE FLUJO: 2.5 – 13 lps

DESCARGA: 3"

DIÁMETRO NOMINAL: 6"



RANGO DE FLUJO: 5 – 20 lps
DESCARGA: 3"
DIÁMETRO NOMINAL: 6"

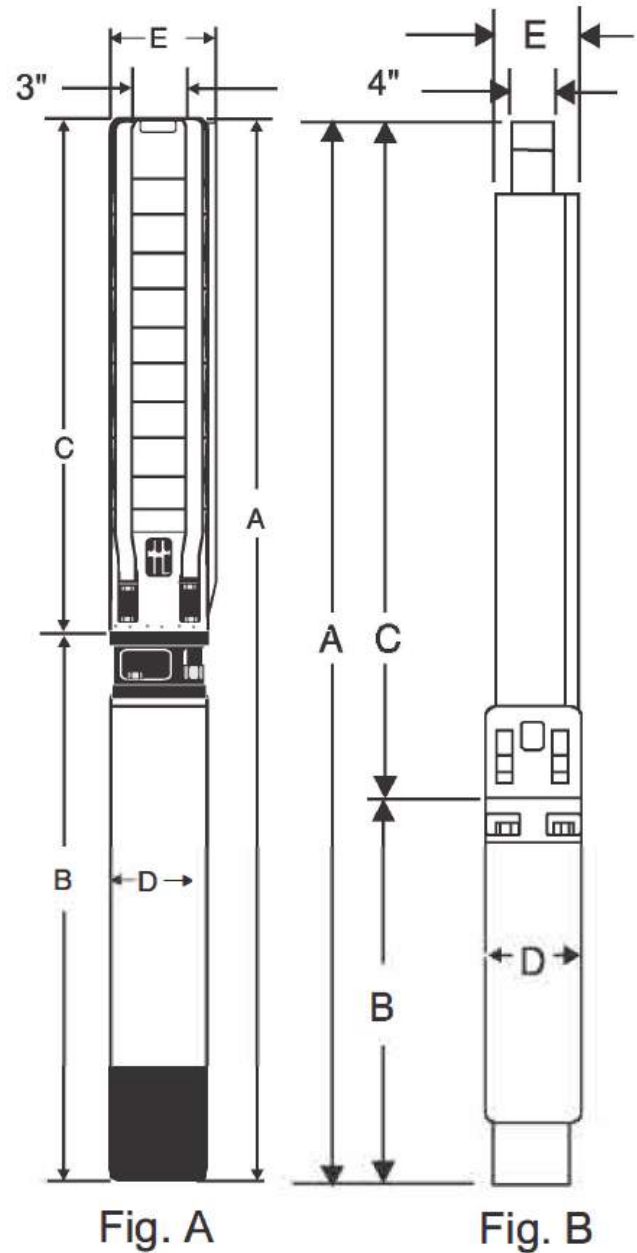
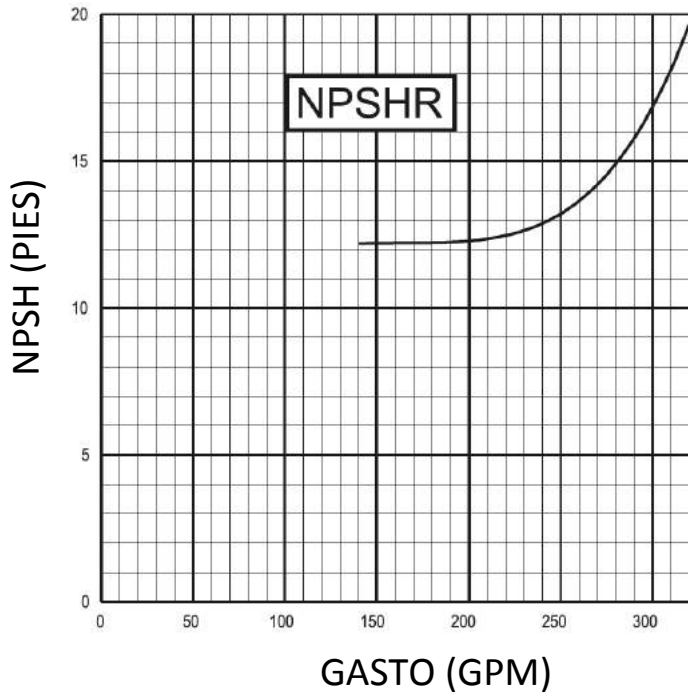
DIMENSIONES Y PESOS

Modelo No.	FIG	HP	Tamaño Motor	Tamaño Descarga	DIMENSIONES EN PULGADAS					PESO APROX. Lb.
					A	B	C	D	E	
QF75-1B-	A	2	4"	3" NPT	29.7	15.1	14.6	3.8	5.7	44
QF75-1A	A	3	4"	3" NPT	38.2	23.6	14.6	3.8	5.7	55
QF75-1	A	5	4"	3" NPT	44.2	29.6	14.6	3.8	5.7	65
QF75-2AB	A	5	4"	3" NPT	48.5	29.6	18.9	3.8	5.7	71
QF75-2	A	7.5	4"	3" NPT	48.5	29.6	18.9	3.8	5.7	88
QF75-2	A	7.5	6"	3" NPT	43	24.2	18.9	5.4	5.7	124
QF75-3BB	A	7.5	4"	3" NPT	53.5	29.6	23.9	3.8	5.7	96
QF75-3BB	A	7.5	6"	3" NPT	48.1	24.2	23.9	5.4	5.7	96
QF75-3	A	10	4"	3" NPT	67.8	43.9	23.9	3.8	5.7	146
QF75-3	A	10	6"	3" NPT	49.3	25.4	23.9	5.4	5.7	140
QF75-4BC	A	10	4"	3" NPT	72.3	43.9	28.4	3.8	5.7	147
QF75-4BC	A	10	6"	3" NPT	53.8	25.4	28.4	5.4	5.7	147
QF75-4	A	15	6"	3" NPT	56.4	28	28.4	5.4	5.7	161
QF75-5B	A	15	6"	3" NPT	60.8	28	32.8	5.4	5.7	165
QF75-5	A	20	6"	3" NPT	63.4	30.6	32.8	5.4	5.7	167
QF75-6	A	20	6"	3" NPT	67.8	30.6	37.3	5.4	5.7	186
QF75-7C	A	20	6"	3" NPT	67.8	30.6	37.3	5.4	5.7	202
QF75-7	A	25	6"	3" NPT	74.9	33.1	41.7	5.4	5.7	202
QF75-8B	A	25	6"	3" NPT	79.3	33.1	46.2	5.4	5.7	209
QF75-8	A	25	6"	3" NPT	79.3	33.1	46.2	5.4	5.7	209
QF75-9BB	A	25	6"	3" NPT	83.8	33.1	50.6	5.4	5.7	228
QF75-9	A	30	6"	3" NPT	86.3	35.7	50.6	5.4	5.7	228
QF75-10*	A	40	6"	3" NPT	95.9	40.81	55.1	5.4	5.7	234
QF75-11*	A	40	6"	3" NPT	100.3	40.81	59.5	5.4	5.7	273
QF75-12*	A	40	6"	3" NPT	104.4	40.81	64	5.4	5.7	279
QF75-13*	A	40	6"	3" NPT	109.2	40.81	68.4	5.4	5.7	284
QF75-14*	A	50	6"	3" NPT	130.7	57.83	72.9	5.4	5.7	388
QF75-15*	A	50	6"	3" NPT	135.2	57.83	77.3	5.4	5.7	393
QF75-16*	A	50	6"	3" NPT	139.2	57.83	81.8	5.4	5.7	399
QF75-17*	A	60	6"	3" NPT	151.2	63.83	87.4	5.4	5.7	438
QF75-18*	A	60	6"	3" NPT	155.6	63.83	91.8	5.4	5.7	445
QF75-19*	A	60	6"	3" NPT	160.1	63.83	96.3	5.4	5.7	449
QF75-17	A	60	8"	3" NPT	129.2	41.79	87.4	7.5	7.6	544
QF75-18	A	60	8"	3" NPT	133.6	41.79	91.8	7.5	7.6	551
QF75-19	A	60	8"	3" NPT	138	41.79	96.3	7.5	7.6	555
QF75-20**	B	75	8"	4" M-NPT	154.7	47.41	107.3	7.5	7.6	634
QF75-20**	B	75	8"	4" M-NPT	163.6	47.41	116.2	7.5	7.6	681

NOTAS: Los pesos incluyen el motor y la bomba. Peso en Libras

* También disponible en motor de 8"

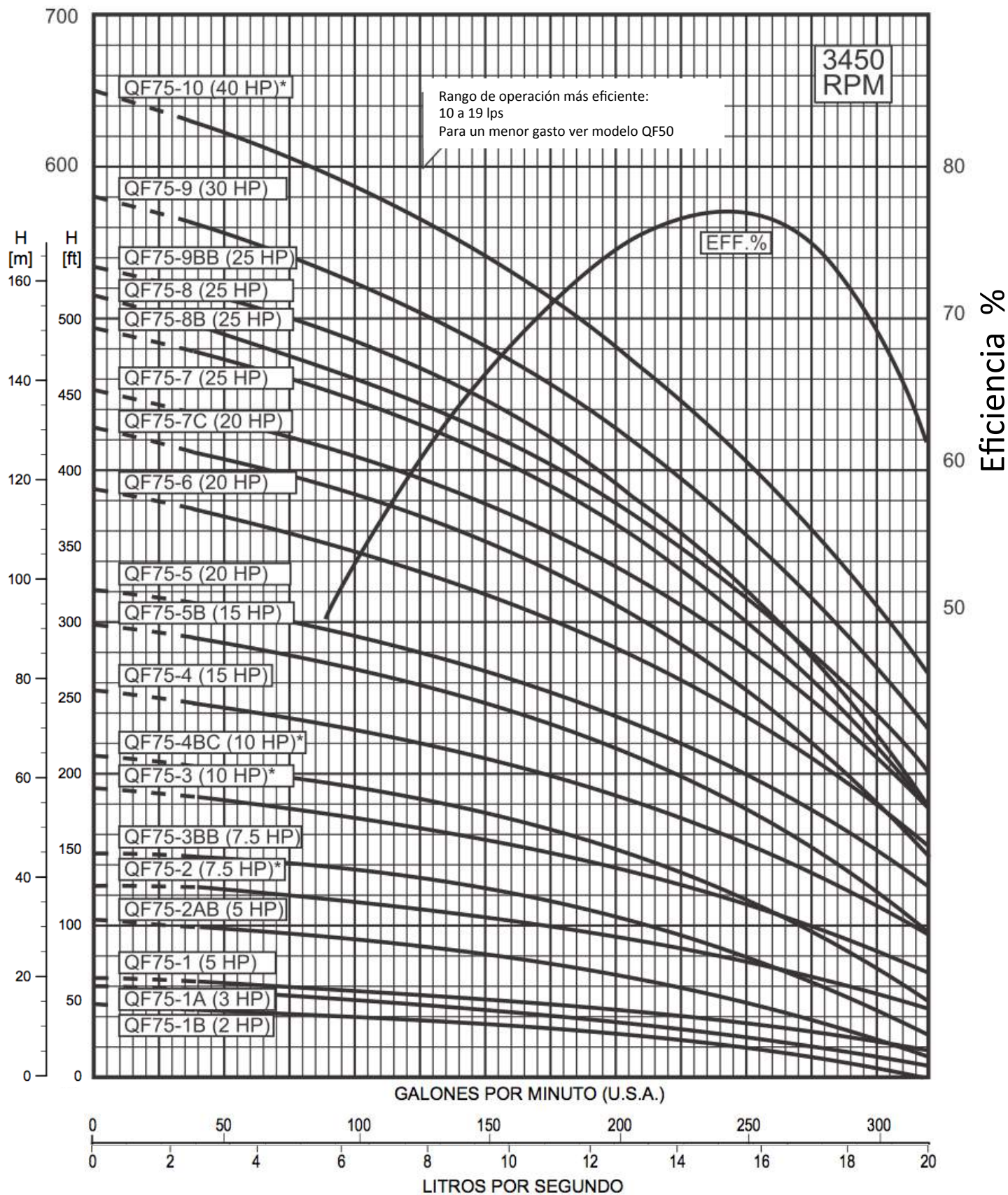
** Fig. B: Bomba con funda inoxidable



RANGO DE FLUJO: 5 – 20 lps

DESCARGA: 3"

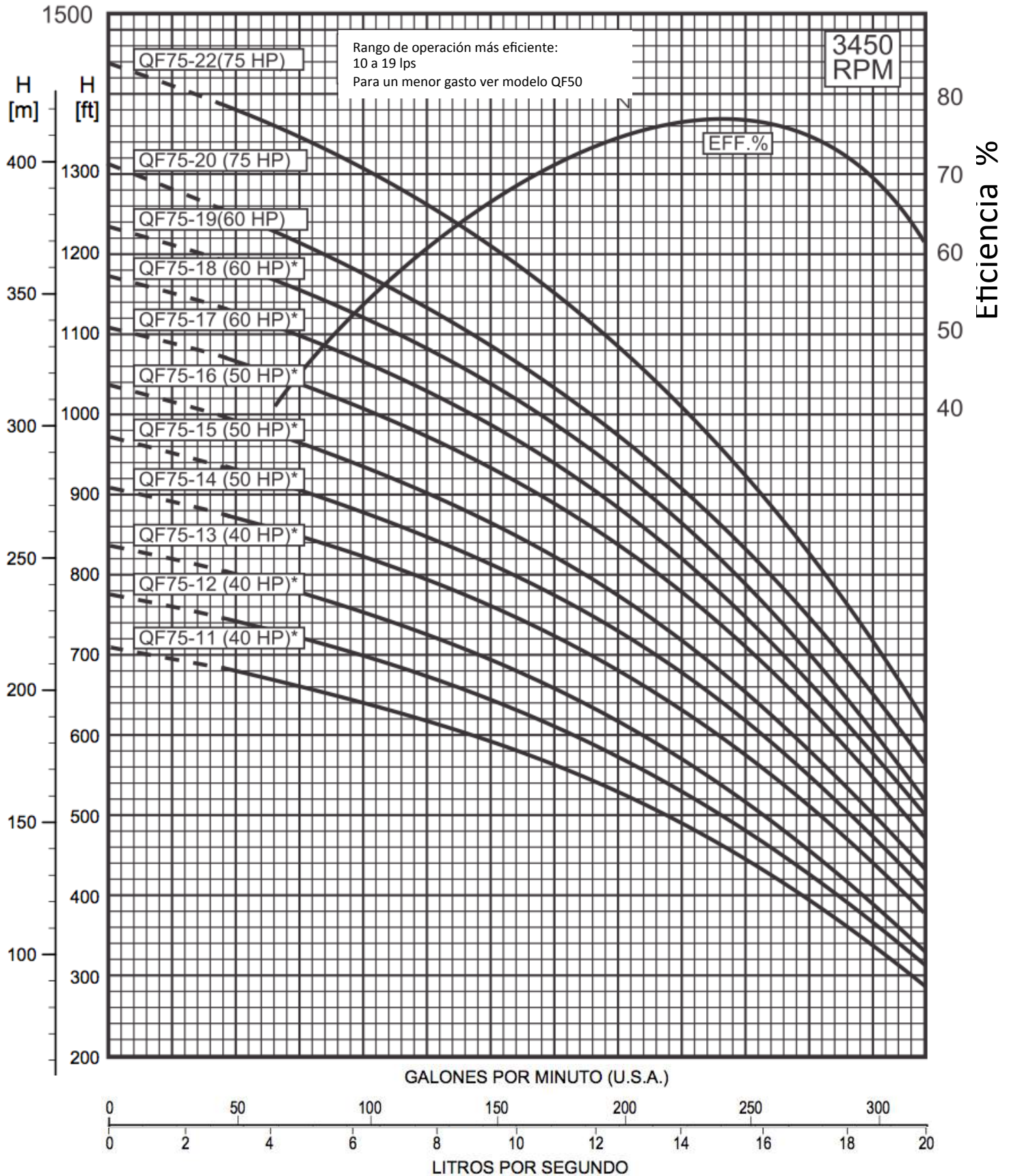
DIÁMETRO NOMINAL: 6"



RANGO DE FLUJO: 5 – 20 lps

DESCARGA: 3"

DIÁMETRO NOMINAL: 6"



RANGO DE FLUJO: 4 – 25 lps

DESCARGA: 3" & 4"

DIÁMETRO NOMINAL: 6"

DIMENSIONES Y PESOS

Modelo No.	FIG	HP	Tamaño Motor	Tamaño Descarga	DIMENSIONES EN PULGADAS					PESO APROX.
					A	B	C	D	E	
QF100-1B	A	3	4"	3" NPT	38.1	23.6	14.5	3.8	5.7	65
QF100-1	A	5	4"	3" NPT	44.1	29.6	14.5	3.8	5.7	82
QF100-2BB	A	5	4"	3" NPT	49.1	29.6	19.5	3.8	5.7	87
QF100-2	A	7 1/2	4"	3" NPT	43.5	24	19.5	3.8	5.7	113
QF100-2*	A	7 1/2	6"	3" NPT	49.1	29.6	19.5	5.4	5.7	104
QF100-3A	A	10	4"	3" NPT	67.8	43.9	23.9	3.8	5.7	154
QF100-3A	A	10	6"	3" NPT	49.3	25.4	23.9	5.4	5.7	130
QF100-3	A	15	6"	3" NPT	51.9	28	23.9	5.4	5.7	146
QF100-4AA	A	15	6"	3" NPT	56.4	28	28.4	5.4	5.7	161
QF100-4	A	15	6"	3" NPT	56.4	28	28.4	5.4	5.7	161
QF100-5AA	A	20	6"	3" NPT	63.4	30.6	32.8	5.4	5.7	172
QF100-5	A	20	6"	3" NPT	63.4	30.6	32.8	5.4	5.7	172
QF100-6B	A	20	6"	3" NPT	67.9	30.6	37.3	5.4	5.7	177
QF100-6	A	25	6"	3" NPT	70.4	33.1	37.3	5.4	5.7	192
QF100-7AA	A	25	6"	3" NPT	74.8	33.1	41.7	5.4	5.7	201
QF100-7	A	30	6"	4" NPT	74.8	33.1	41.7	5.4	5.7	220
QF100-8	A	30	6"	4" NPT	81.9	35.7	46.2	5.4	5.7	241
QF100-9B	A	30	6"	4" NPT	81.9	35.7	46.2	5.4	5.7	246
QF100-9*	A	40	6"	4" NPT	91.4	40.8	50.6	5.4	5.7	281
QF100-10*	A	40	6"	4" NPT	95.9	40.8	55.1	5.4	5.7	286
QF100-11*	A	50	6"	4" NPT	117.3	57.8	59.5	5.4	5.7	292
QF100-12*	A	50	6"	4" NPT	116.8	57.8	63.9	5.4	5.7	396
QF100-13*	A	50	6"	4" NPT	126.2	57.8	68.4	5.4	5.7	402
QF100-14*	A	60	6"	4" NPT	135.3	61.3	74	5.4	7.1	447
QF100-15*	A	60	6"	4" NPT	120.3	41.8	78.5	7.5	7.1	484
QF100-16*	A	75	8"	4" NPT	130.3	47.4	82.9	7.5	7.1	540
QF100-17*	A	75	8"	4" NPT	134.8	47.4	87.4	7.5	7.1	544
QF100-18	A	75	8"	4" NPT	139.2	47.4	91.8	7.5	7.1	626

NOTAS: Los pesos incluyen el motor y la bomba. Peso en Libras

* También disponible en motor de 8"

RANGO DE FLUJO: 4 – 25 lps

DESCARGA: 3" & 4"

DIÁMETRO NOMINAL: 6"

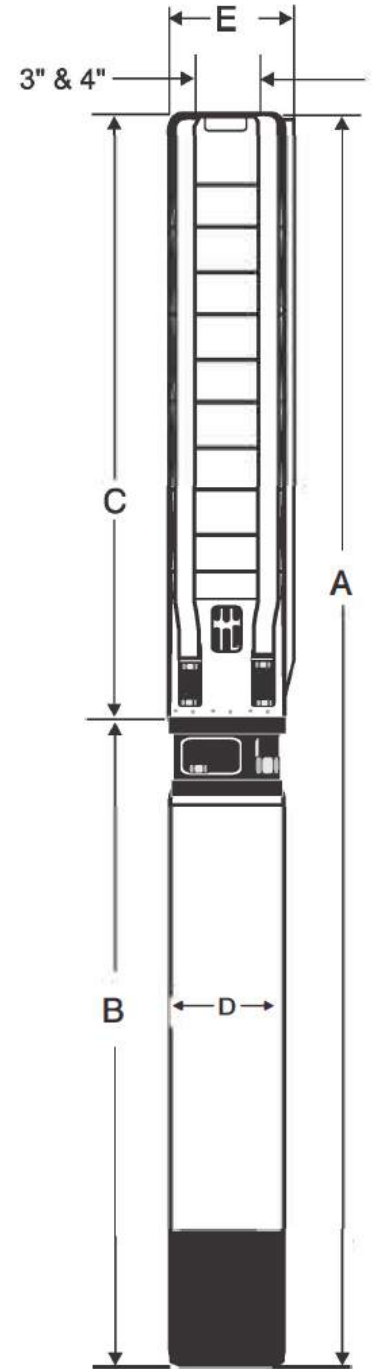
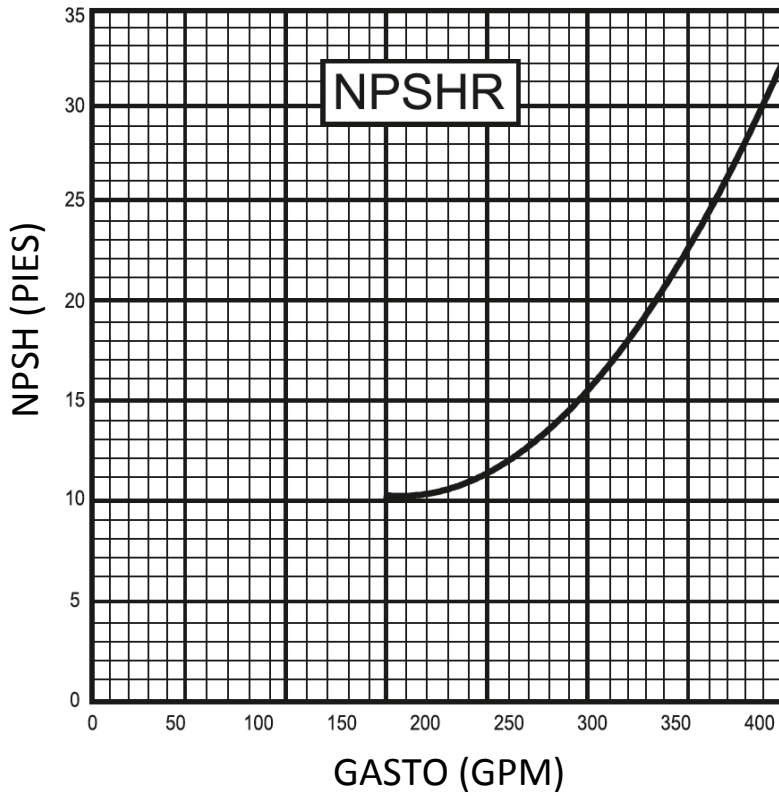
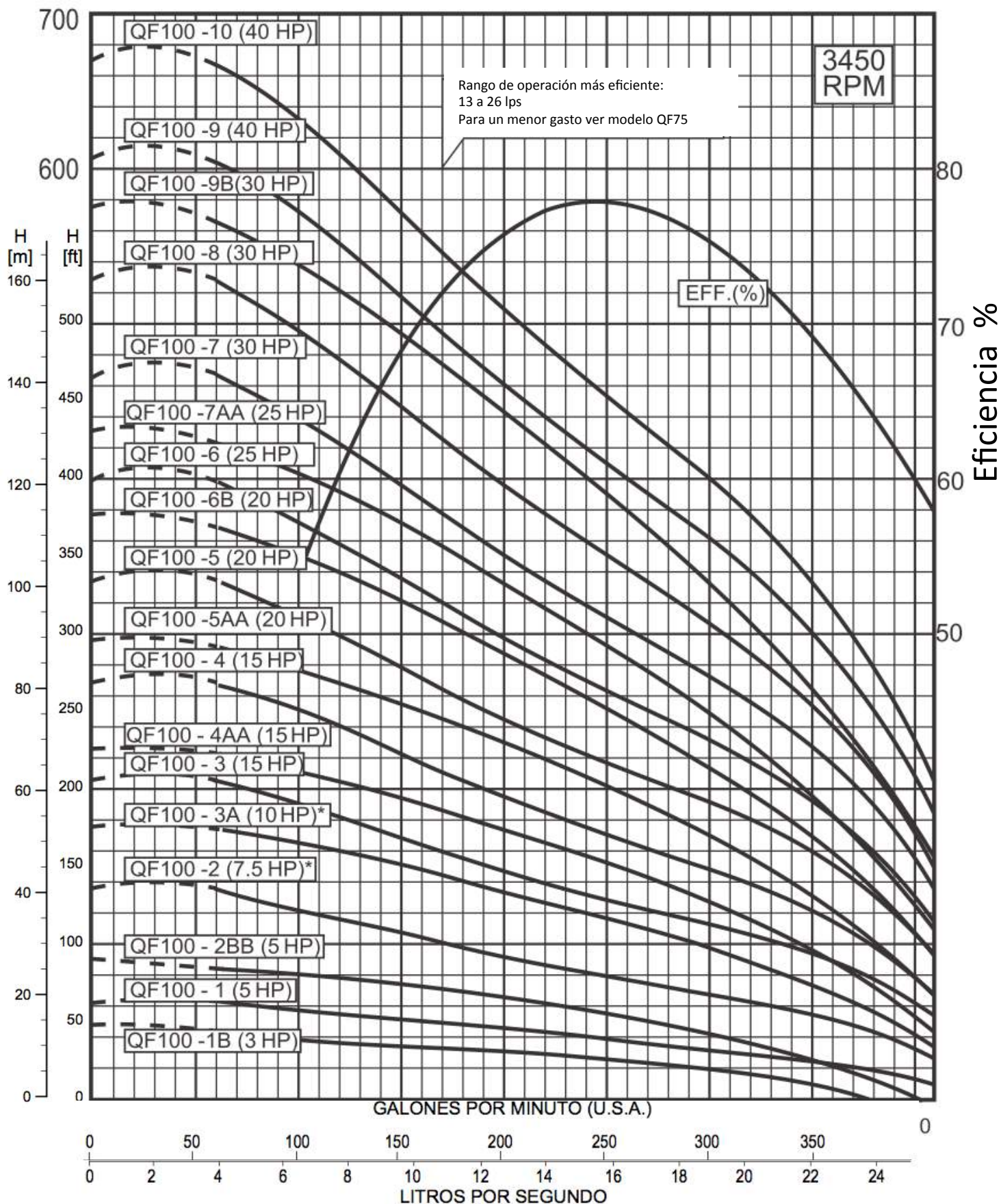
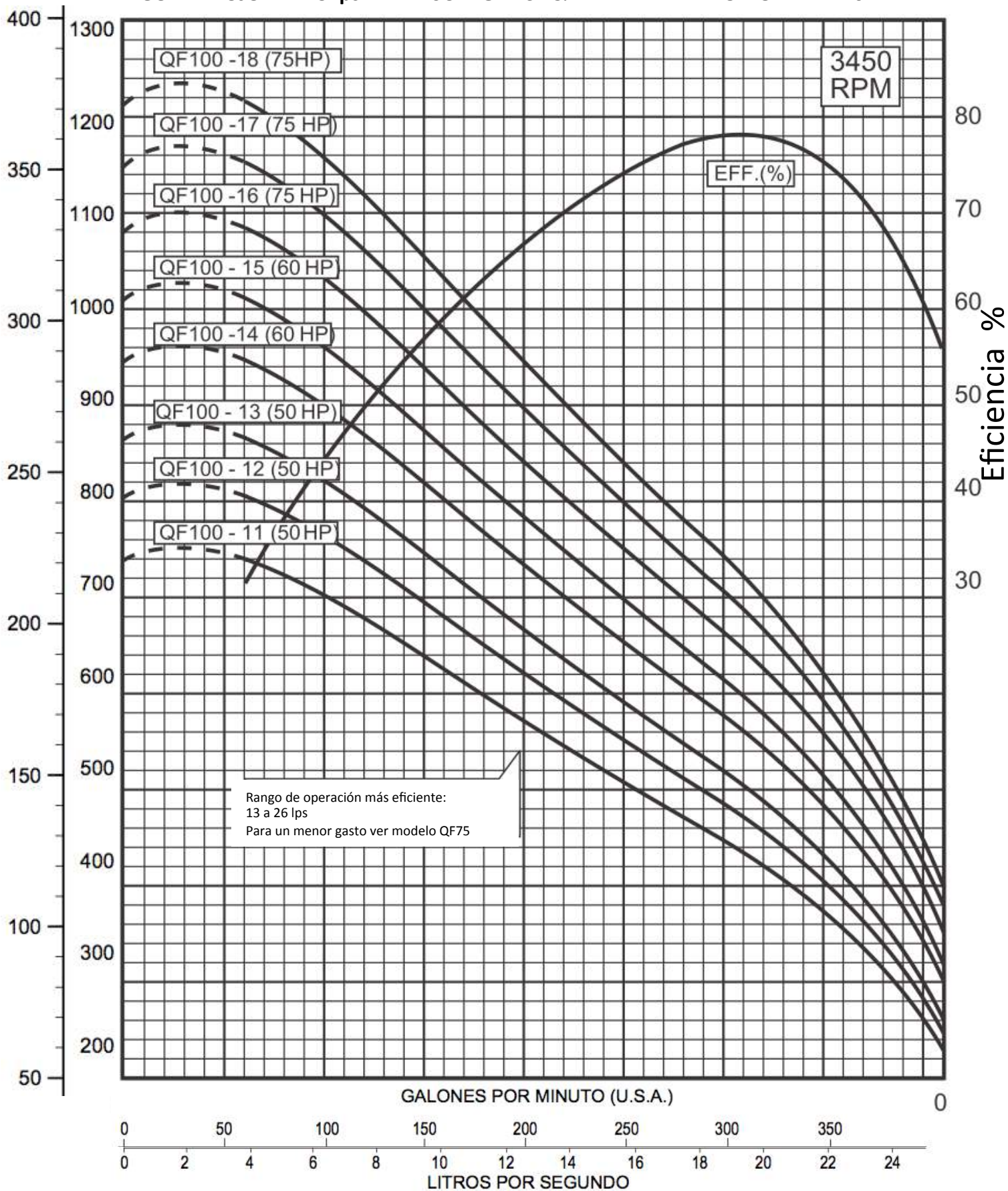


Fig. A

RANGO DE FLUJO: 4 – 25 lps DESCARGA: 3" & 4" DIÁMETRO NOMINAL: 6"



RANGO DE FLUJO: 4 – 25 lps DESCARGA: 3" & 4" DIÁMETRO NOMINAL: 6"

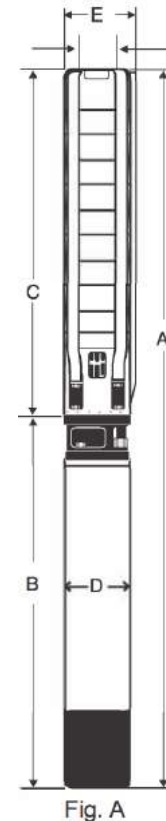
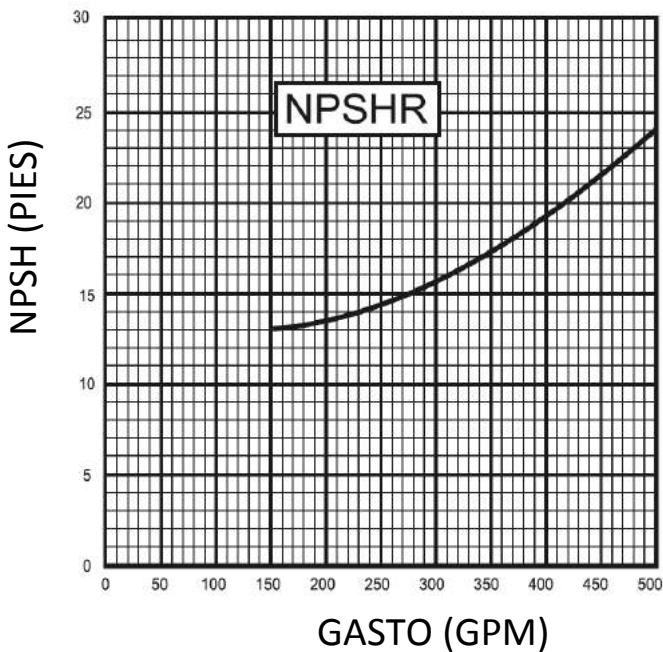


RANGO DE FLUJO: 5 – 34 lps DESCARGA: 6" DIÁMETRO NOMINAL: 8"

DIMENSIONES Y PESOS

Modelo No.	FIG	HP	Tamaño Motor	DIMENSIONES EN PULGADAS							PESO APROX.
				Tamaño Descarga	A	B	C	D	E	F	
QF125-1	A	7.5	6"	6" NPT	48.3	24	24.3	5.4	7	53.1	148
QF125-2BA	A	10	6"	6" NPT	54.8	25.4	29.4	5.4	7	59.6	178
QF125-2	A	15	6"	6" NPT	57.4	28	29.4	5.4	7	62.2	192
QF125-3A	A	20	6"	6" NPT	65	30.6	34.4	5.4	7	69.8	223
QF125-3	A	25	6"	6" NPT	67.5	33.1	34.4	5.4	7	72.3	210
QF125-4B	A	25	6"	6" NPT	72.6	33.1	39.5	5.4	7	77.4	210
QF125-4	A	30	6"	6" NPT	75.2	35.7	39.5	5.4	7	80	243
QF125-5BB	A	30	6"	6" NPT	80.2	35.7	44.5	5.4	7	85	252
QF125-5*	A	40	6"	6" NPT	85.3	40.8	44.5	5.4	7	90.1	276
QF125-6B	A	40	6"	6" NPT	90.4	40.8	49.6	5.4	7	95.2	285
QF125-6*	A	50	6"	6" NPT	107.4	57.8	49.6	5.4	7	112.2	285
QF125-7A	A	50	6"	6" NPT	113	57.8	55.2	5.4	7	117.8	450
QF125-7*	A	60	6"	6" NPT	119	63.8	55.2	5.4	7	123.8	450
QF125-8*	A	60	6"	6" NPT	124	63.8	60.2	5.4	7	128.8	459
QF125-9	A	75	8"	6" NPT	112.7	47.4	65.3	7.6	7.7	117.5	577
QF125-10	A	75	8"	6" NPT	117.7	47.4	70.3	7.6	7.7	122.5	586
QF125-11	A	100	8"	6" NPT	130.3	54.91	75.4	7.6	7.7	135.1	672
QF125-12	A	100	8"	6" NPT	135.3	54.91	80.4	7.6	7.7	140.1	701
QF125-13	A	100	8"	6" NPT	140.3	54.91	85.4	7.6	7.7	145.1	709

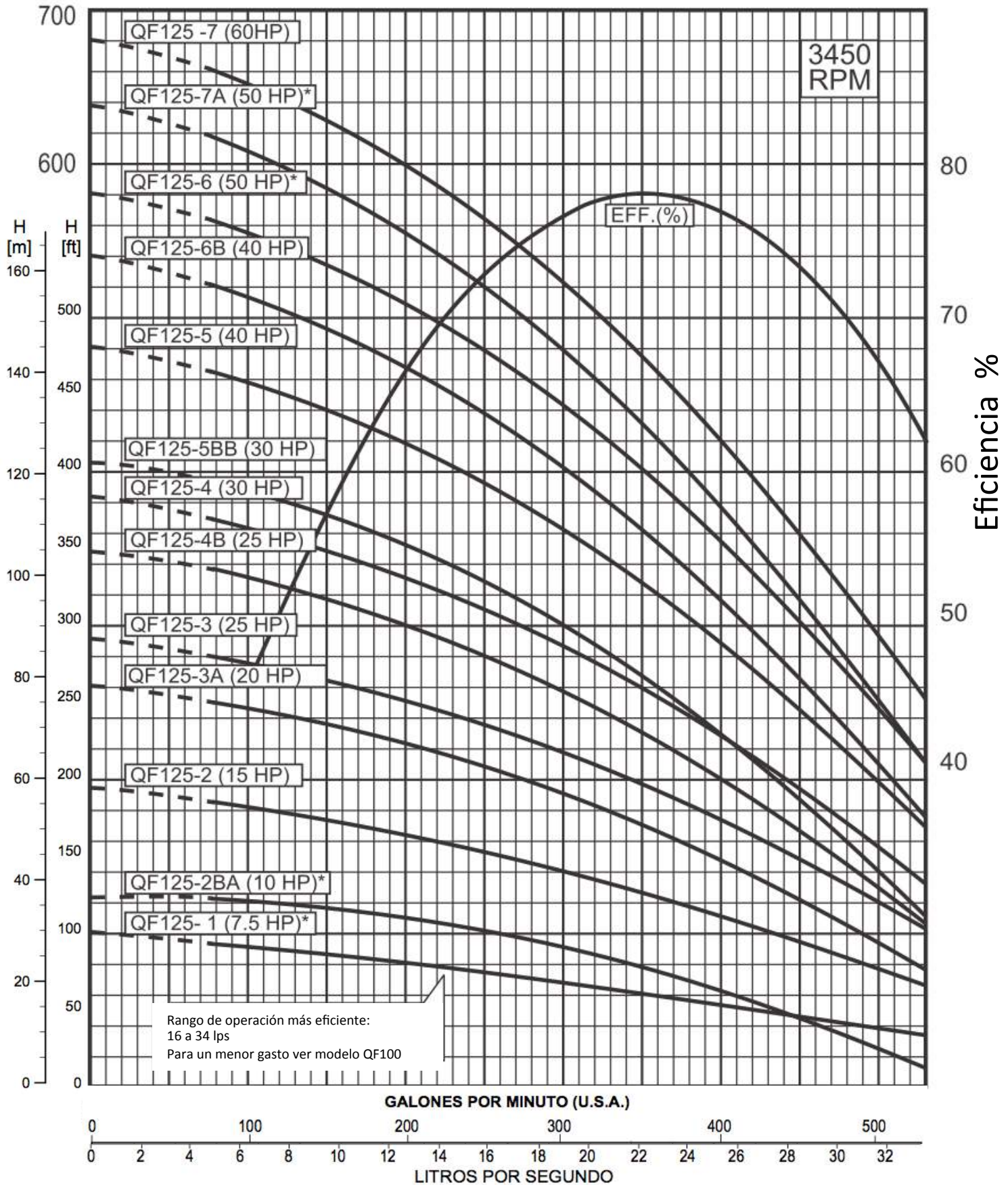
NOTAS: Los pesos incluyen el motor y la bomba.
*También disponible en motor de 8"



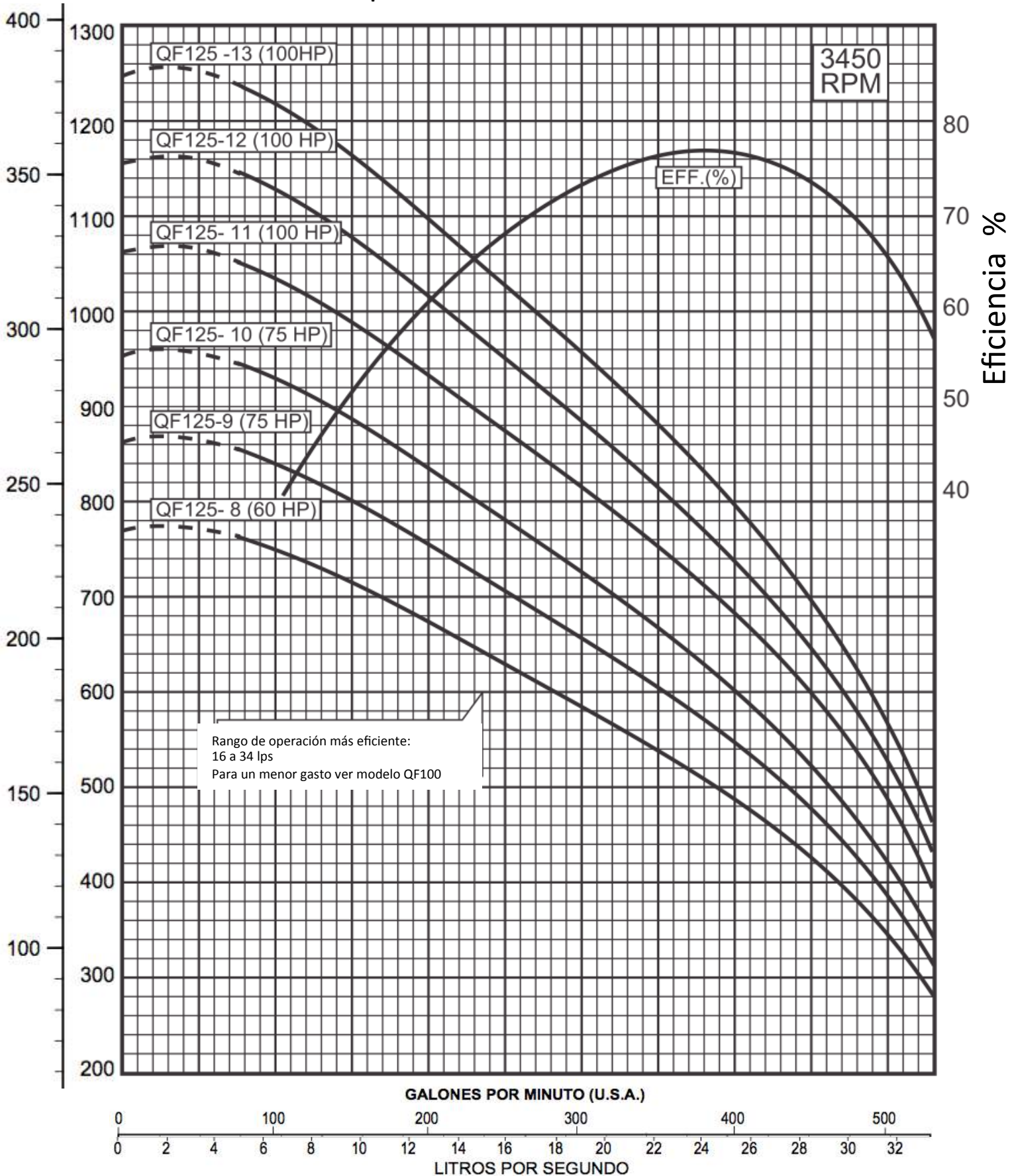
RANGO DE FLUJO: 5 – 34 lps

DESCARGA: 6"

DIÁMETRO NOMINAL: 8"



RANGO DE FLUJO: 5 – 34 lps DESCARGA: 6" DIÁMETRO NOMINAL: 8"

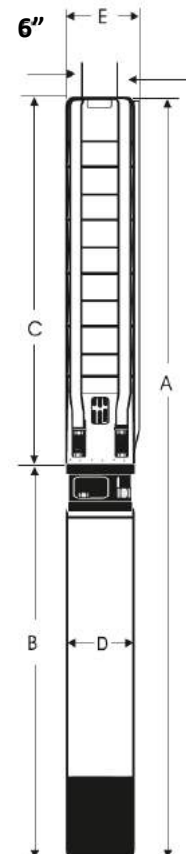
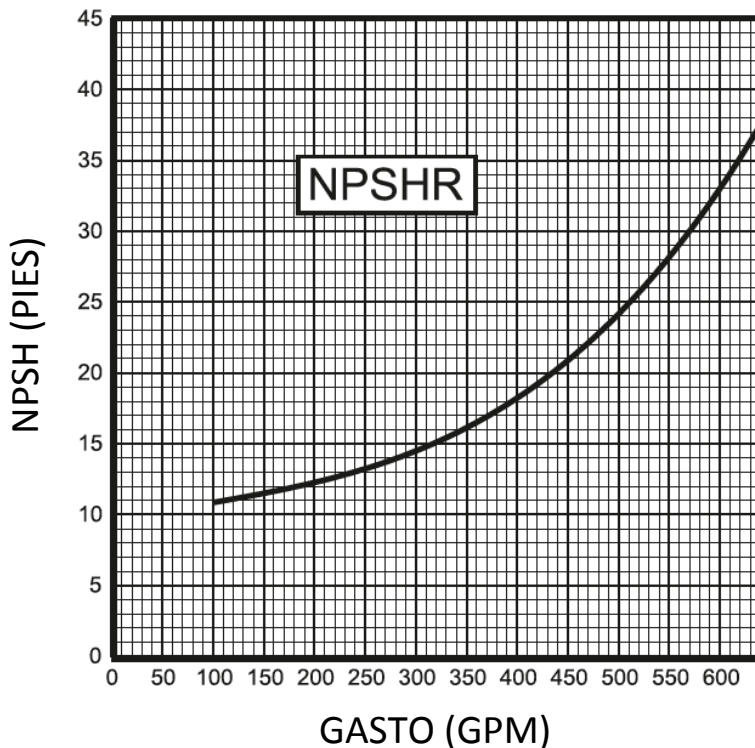


RANGO DE FLUJO: 5 – 40 lps DESCARGA: 6" DIÁMETRO NOMINAL: 8"

DIMENSIONES Y PESOS

MODELO NO.	FIG.	HP	TAMAÑO MOTOR	TAMAÑO DESCARGA	DIMENSIONES EN PULGADAS						PESO ARROX.
					A	B	C	D	E	F	
QF160 -1A	A	7.5	6"	6" NPT	48.5	24.2	24.3	5.4	7	54.6	161
QF160 -1	A	10	6"	6" NPT	49.7	25.4	24.3	5.4	7	55.8	171
QF160 -2B	A	15	6"	6" NPT	57.4	28.0	29.4	5.4	7	63.5	195
QF160 -2	A	20	6"	6" NPT	60.0	30.6	29.4	5.4	7	66.1	210
QF160 -3A	A	25	6"	6" NPT	67.5	33.1	34.4	5.4	7	73.6	230
QF160 -3	A	30	6"	6" NPT	70.1	35.7	34.4	5.4	7	76.2	230
QF160 -4AB	A	30	6"	6" NPT	75.2	35.7	39.5	5.4	7	81.3	295
QF160 -4*	A	40	6"	6" NPT	80.3	40.8	39.5	5.4	7	86.4	328
QF160 -5B	A	40	6"	6" NPT	85.3	40.8	44.5	5.4	7	91.4	336
QF160 -5*	A	50	6"	6" NPT	102.5	58.0	44.5	5.4	7	108.6	428
QF160 -6A*	A	50	6"	6" NPT	108.1	58.0	50.1	5.4	7	114.2	437
QF160 -6*	A	60	6"	6" NPT	111.8	61.7	50.1	5.4	7.0	117.9	403
QF160 -7*	A	60	6"	6" NPT	116.9	61.7	55.2	5.4	7.0	123.0	467
QF160 -8	A	75	8"	6" NPT	107.6	47.4	60.2	7.5	7.7	113.7	547
QF160 -9	A	100	8"	6" NPT	120.1	54.9	65.2	7.5	7.7	126.2	641
QF160 -10	A	100	8"	6" NPT	125.2	54.9	70.3	7.5	7.7	131.3	648
QF160 -11	A	100	8"	6" NPT	130.3	54.9	75.4	7.5	7.7	136.4	654
QF160 -12	A	125	8"	6" NPT	149.2	68.8	80.4	7.5	7.7	155.3	862
QF160 -13	A	125	8"	6" NPT	154.3	68.8	85.5	7.5	7.7	160.4	868

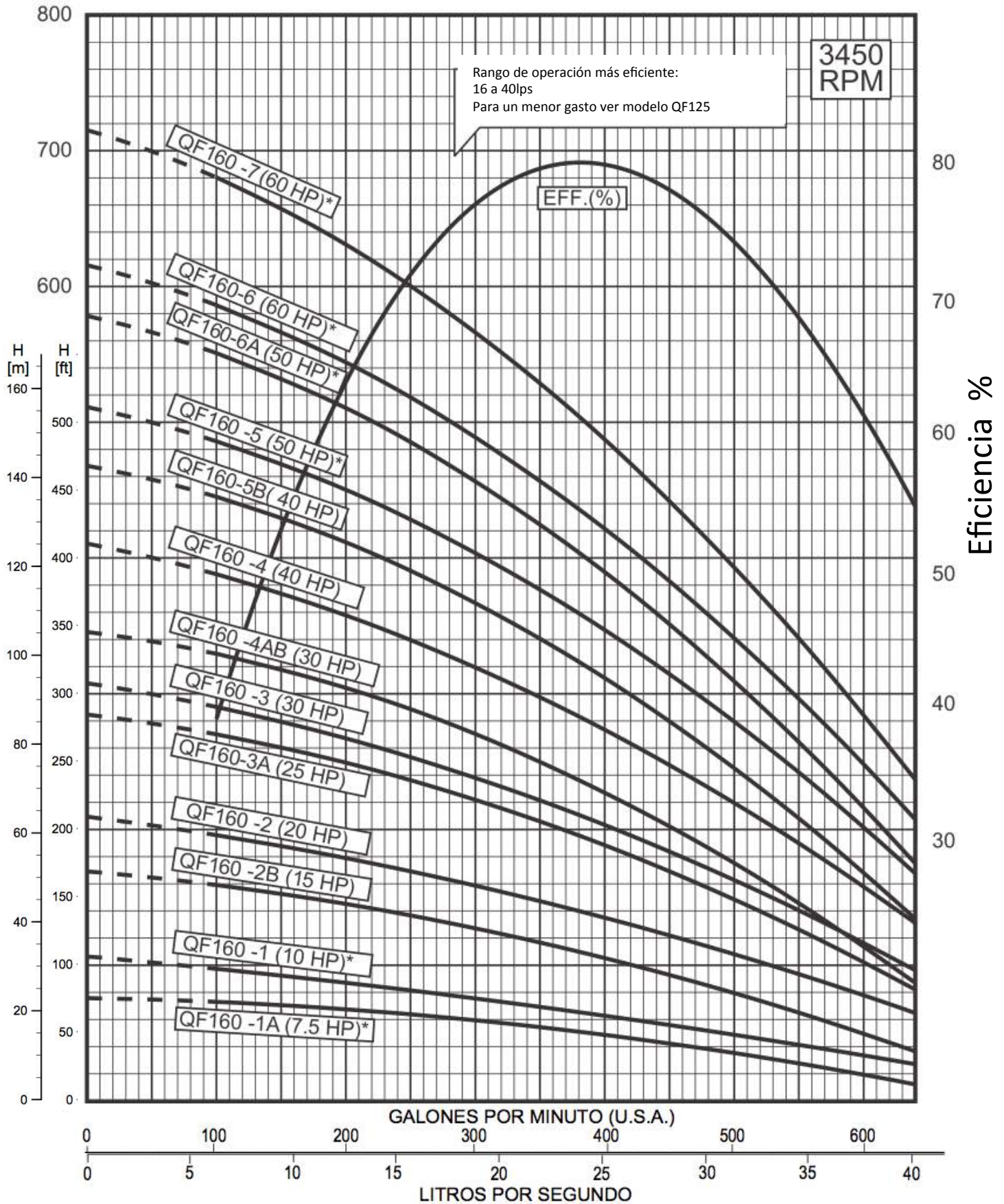
NOTAS: Los pesos incluyen el motor y la bomba
*También disponible en motor de 8"



RANGO DE FLUJO: 5 – 40 lps

DESCARGA: 6"

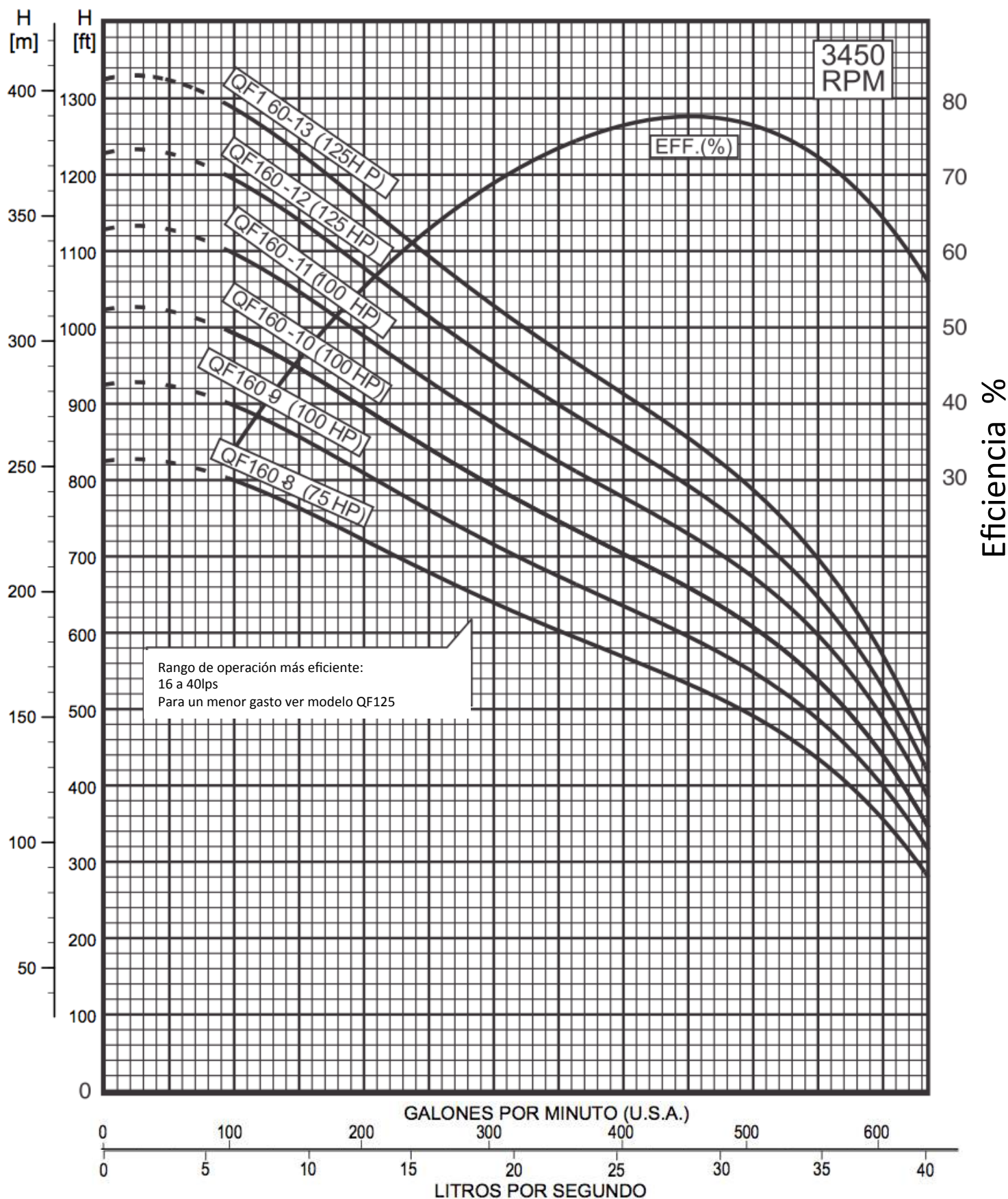
DIÁMETRO NOMINAL: 8"



RANGO DE FLUJO: 5 – 40 lps

DESCARGA: 6"

DIÁMETRO NOMINAL: 8"



RANGO DE FLUJO: 8 – 55 lps DESCARGA: 6" DIÁMETRO NOMINAL: 10"

DIMENSIONES Y PESOS

Modelo No.	FIG	HP	Tamaño Motor	Tamaño Descarga	DIMENSIONES EN PULGADAS					PESO APROX.
					A	B	C	D	E	
QF2101A	A	15	6"	6" NPT	50.6	25	25.6	5.4	8.3	208
QF210-1	A	20	6"	6" NPT	56.2	30.6	25.6	5.4	8.3	217
QF210-2AA	A	30	6"	6" NPT	63.8	32	31.8	5.4	8.3	296
QF210-2A	A	40	6"	6" NPT	66.2	34.4	31.8	5.4	8.3	307
QF210-2*	A	40	6"	6" NPT	66.2	34.4	37.9	5.4	8.3	320
QF210-3AA*	A	50	6"	6" NPT	93.6	55.7	37.9	5.4	8.3	415
QF210-3A*	A	60	6"	6" NPT	99.6	61.7	37.9	5.4	8.3	448
QF210-3*	A	60	6"	6" NPT	99.6	61.7	44.4	5.4	8.3	448
QF210-4AA	A	75	6"	6" NPT	91.4	47.4	44	7.5	8.6	560
QF210-4A	A	75	6"	6" NPT	91.4	47.4	44	7.6	8.6	560
QF2104	A	100	8"	6" NPT	98.9	54.9	50.1	7.6	8.6	638
QF210-5AA	A	100	8"	6" NPT	105	54.9	50.1	7.6	8.6	661
QF210-5A	A	100	8"	6" NPT	105	54.9	50.1	7.6	8.6	661
QF2105	A	100	8"	6" NPT	105	54.9	56.2	7.6	8.6	661
QF210-6AA	A	125	8"	6" NPT	125	68.8	56.2	7.7	8.6	855
QF210-6A	A	125	8"	6" NPT	125	68.8	56.2	7.7	8.6	855
QF210-6	A	125	8"	6" NPT	125	68.8	62.4	7.7	8.6	855
QF210-7AA	A	125	8"	6" NPT	131.2	68.8	62.4	7.7	8.6	890
QF210-7A	A	150	8"	6" NPT	140.2	77.8	62.4	7.7	8.6	983
QF210-7	A	150	8"	6" NPT	140.2	77.8	62.4	7.7	8.6	983

NOTAS: Los pesos incluyen el motor y la bomba
 *También disponible en motor de 8"

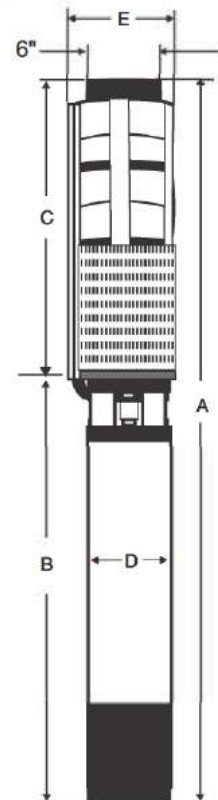
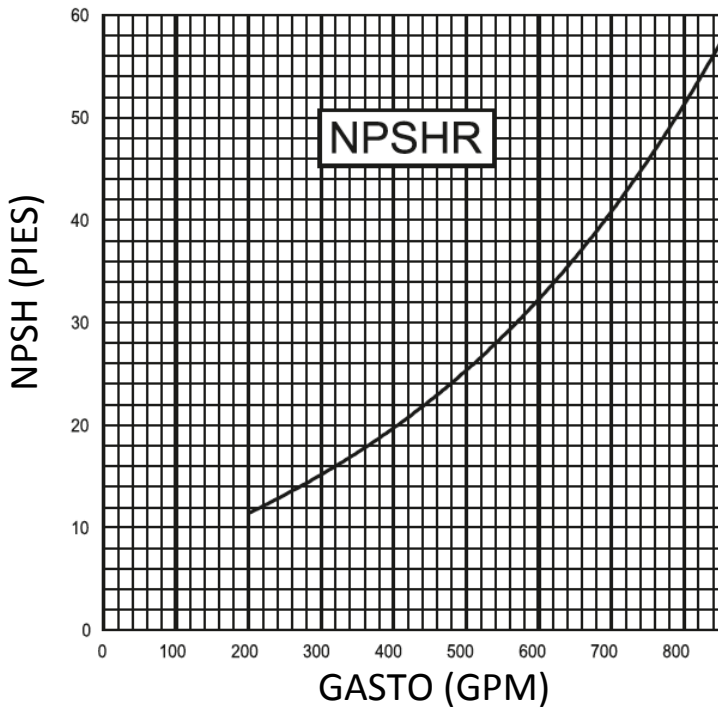
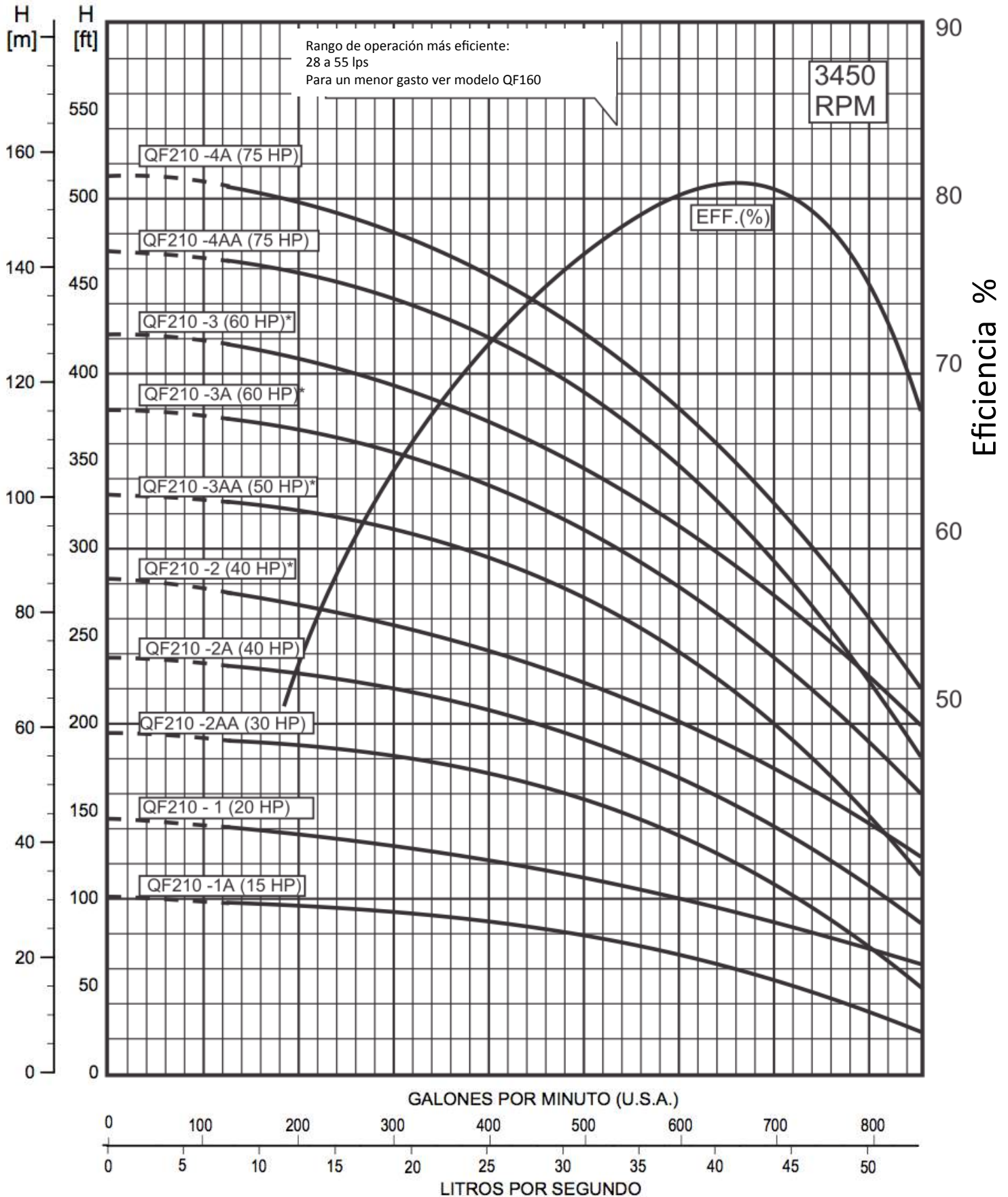
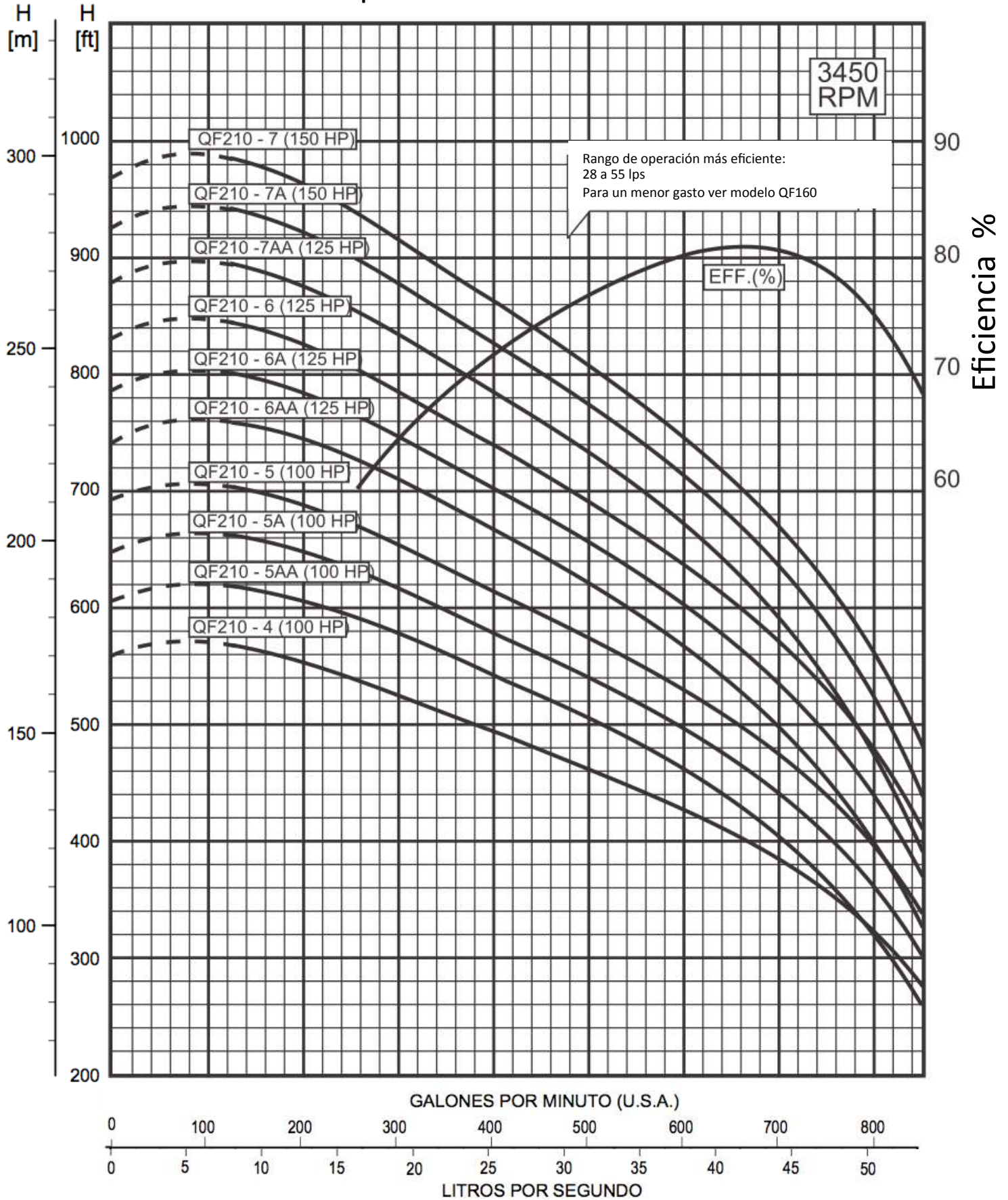


Fig. A

RANGO DE FLUJO: 8 – 55 lps DESCARGA: 6" DIÁMETRO NOMINAL: 10"



RANGO DE FLUJO: 8 – 55 lps DESCARGA: 6" DIÁMETRO NOMINAL: 10"



RANGO DE FLUJO: 15 – 70 lps DESCARGA: 6" DIÁMETRO NOMINAL: 10"

DIMENSIONES Y PESOS

Modelo No.	FIG	HP	Tamaño Motor	Tamaño Descarga	DIMENSIONES EN PULGADAS					PESO APROX.
					A	B		D	E	
QF-270 -1A	A	20	6"	6" NPT	53.1	27.5	25.6	5.4	8.3	219
QF-270 -1	A	30	6"	6" NPT	57.6	32.0	25.6	5.4	8.3	241
QF-270 -2AA*	A	40	6"	6" NPT	66.2	34.4	31.8	5.4	8.3	320
QF-270 -2A*	A	50	6"	6" NPT	87.5	55.7	31.8	5.4	8.3	402
QF-270 -2*	A	50	6"	6" NPT	87.5	55.7	31.8	5.4	8.3	402
QF-270 -3AA*	A	60	6"	6" NPT	99.6	61.7	37.9	5.4	8.3	448
QF-270 -2AA*	A	40	8"	6" NPT	66.2	34.4	31.8	7.5	8.6	459
QF-270 -2A*	A	50	8"	6" NPT	87.5	55.7	31.8	7.5	8.6	499
QF-270 -2*	A	50	8"	6" NPT	87.5	55.7	31.8	7.5	8.6	499
QF-270 -3AA*	A	60	8"	6" NPT	99.6	61.7	37.9	7.5	8.6	477
QF-270 -3A	A	75	8"	6" NPT	85.3	47.4	37.9	7.5	8.6	547
QF-270 -3	A	75	8"	6" NPT	85.3	47.4	37.9	7.5	8.6	547
QF-270 -4AA	A	100	8"	6" NPT	98.9	54.9	44.0	7.5	8.6	635
QF-270 -4A	A	100	8"	6" NPT	98.9	54.9	44.0	7.5	8.6	635
QF-270 -4	A	100	8"	6" NPT	98.9	54.9	44.0	7.5	8.6	635
QF-270 -5AA	A	125	8"	6" NPT	118.9	68.8	50.1	7.5	8.6	837
QF-270 -5A	A	125	8"	6" NPT	118.9	68.8	50.1	7.7	8.6	837
QF-270 -5	A	125	8"	6" NPT	118.9	68.8	50.1	7.7	8.6	837

NOTAS: Los pesos incluyen el motor y la bomba
 *También disponible en motor de 8"

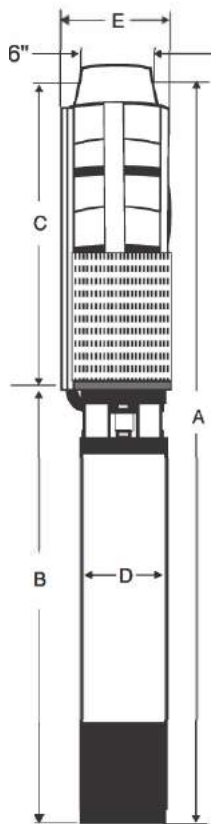
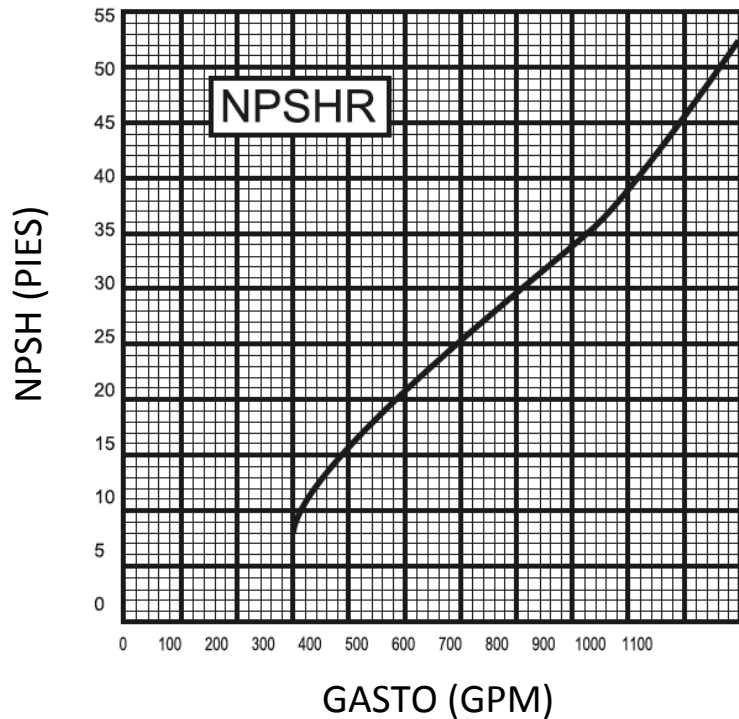


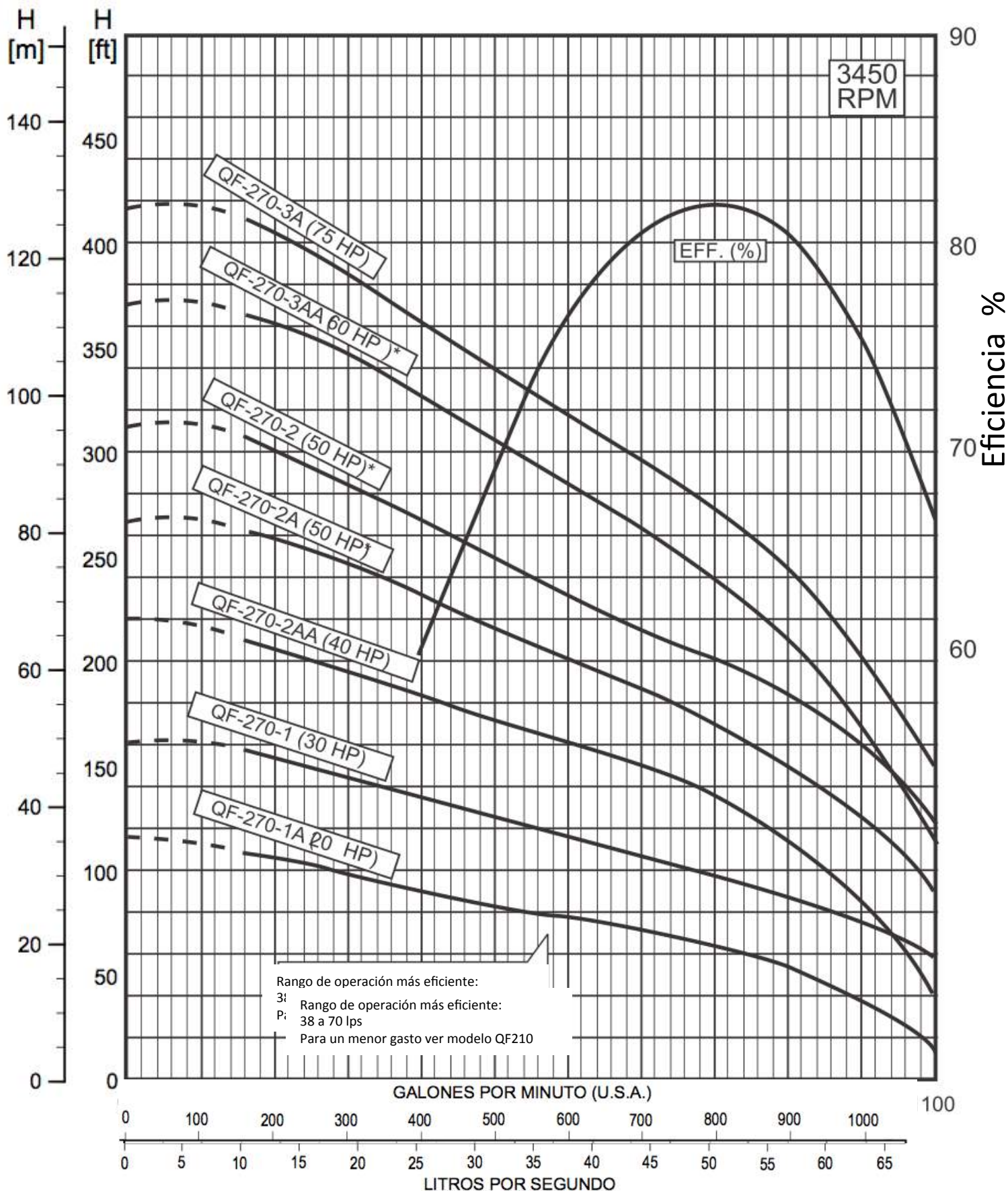
Fig. A



RANGO DE FLUJO: 15 – 70 lps

DESCARGA: 6"

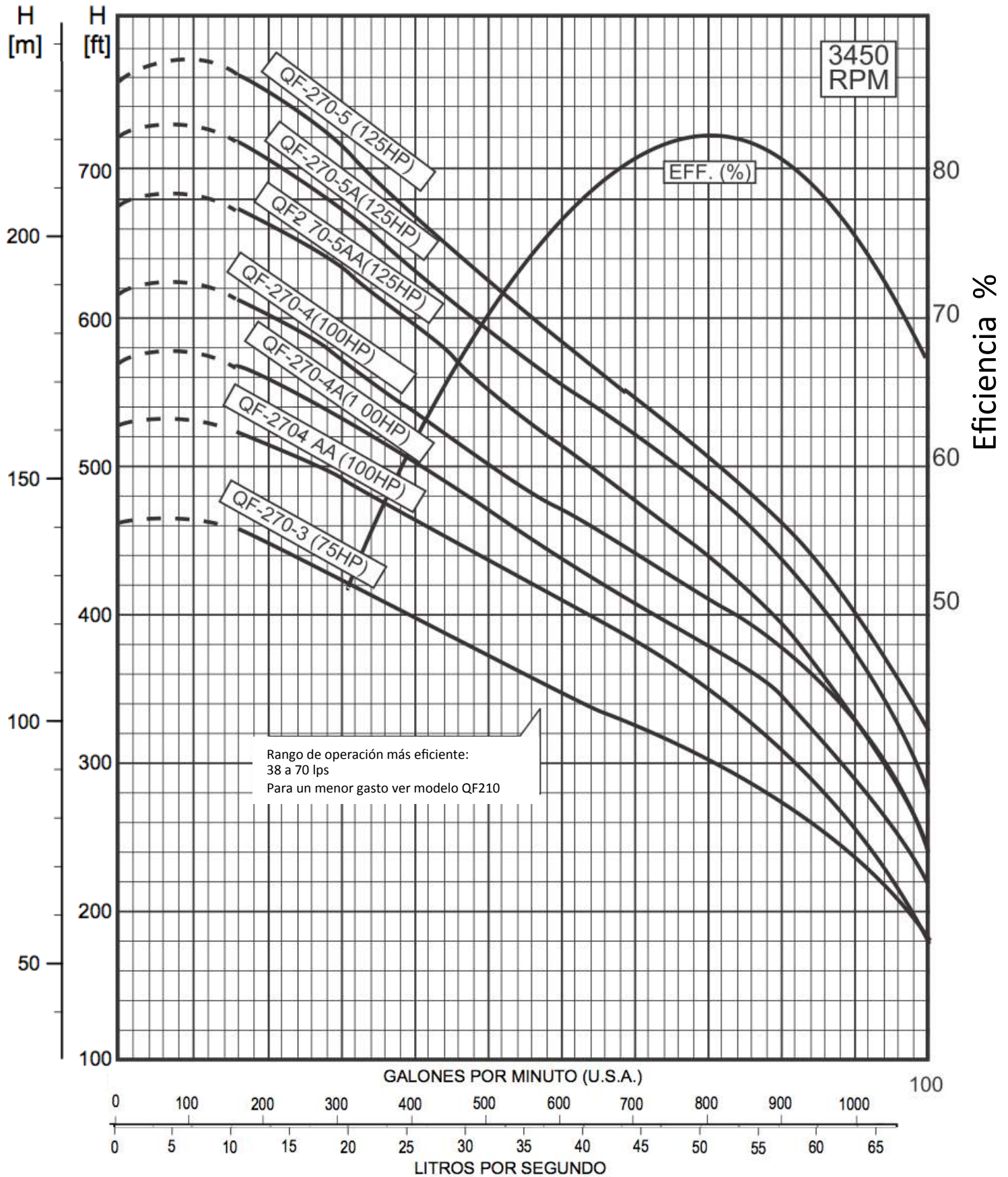
DIÁMETRO NOMINAL: 10"



RANGO DE FLUJO: 15 – 70 lps

DESCARGA: 6"

DIÁMETRO NOMINAL: 10"



RANGO DE FLUJO: 15 – 95 lps

DESCARGA: 6"

DIÁMETRO NOMINAL: 10"

DIMENSIONES Y PESOS

Modelo No.	FIG	HP	Tamaño Motor	Tamaño Descarga	DIMENSIONES EN PULGADAS					PESO APROX.
					A	B	C	D	E	
QF360-1A	A	30	6"	6" NPT	66.8	35.7	31.1	5.4	9.7	252
QF360-1*	A	40	6"	6" NPT	68.3	37.2	31.1	5.4	9.7	276
QF360-2AA*	A	60	6"	6" NPT	79.9	41.8	38.1	5.4	9.7	459
QF3602A	A	75	8"	6" NPT	85.5	47.4	38.1	7.6	9.7	558
QF360-2	A	100	8"	6" NPT	93.8	55.7	38.1	7.6	9.7	558
QF360-3AA	A	100	8"	6" NPT	100.8	55.7	45.1	7.6	9.7	657
QF360-3A	A	125	8"	6" NPT	102.1	57	45.1	7.7	9.7	836
QF360-3	A	125	8"	6" NPT	102.1	57	45.1	7.7	9.7	836
QF3604AA	A	150	8"	6" NPT	129.8	77.8	52	7.7	9.7	1007
QF360-4A	A	150	8"	6" NPT	129.8	77.8	52	7.7	9.7	1007
QF360-4	A	175	8"	6" NPT	137.8	85.8	52	7.7	9.7	1007
QF360-5AA*	A	175	8"	6" NPT	144.7	85.8	58.9	7.7	9.7	1089
QF3605A**	A	175	8"	6" NPT	144.7	85.8	58.9	7.7	9.7	1089
QF360-5*+	A	200	8"	6" NPT	153.7	94.8	58.9	7.7	9.7	1197
QF360-6AA+	A	250	10"	6" NPT	145.2	79.5	65.7	9.1	10.9	1263
QF360-6A+	A	250	10"	6" NPT	145.2	79.5	65.7	9.1	10.9	1263
QF360-6+	A	250	10"	6" NPT	145.2	79.5	65.7	9.1	10.9	1263

NOTAS: Los pesos incluyen el motor y la bomba

* Otros tamaños disponibles de motores

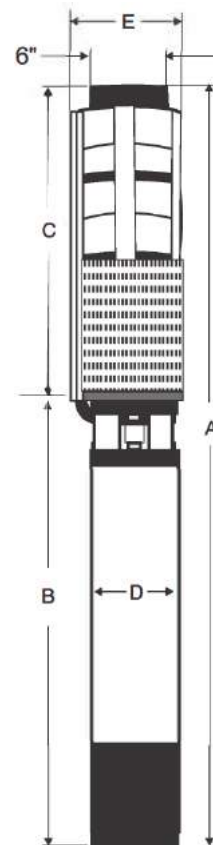
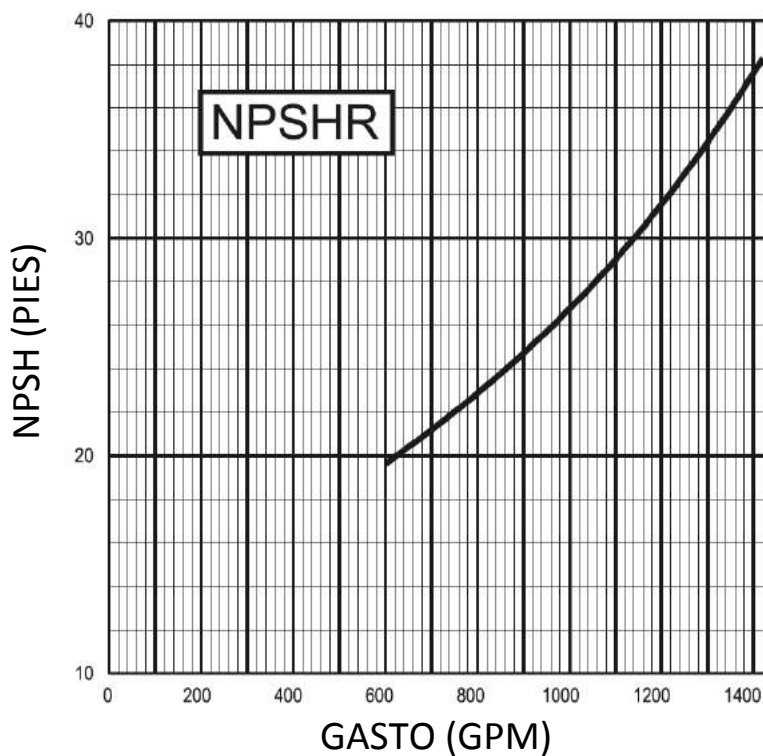
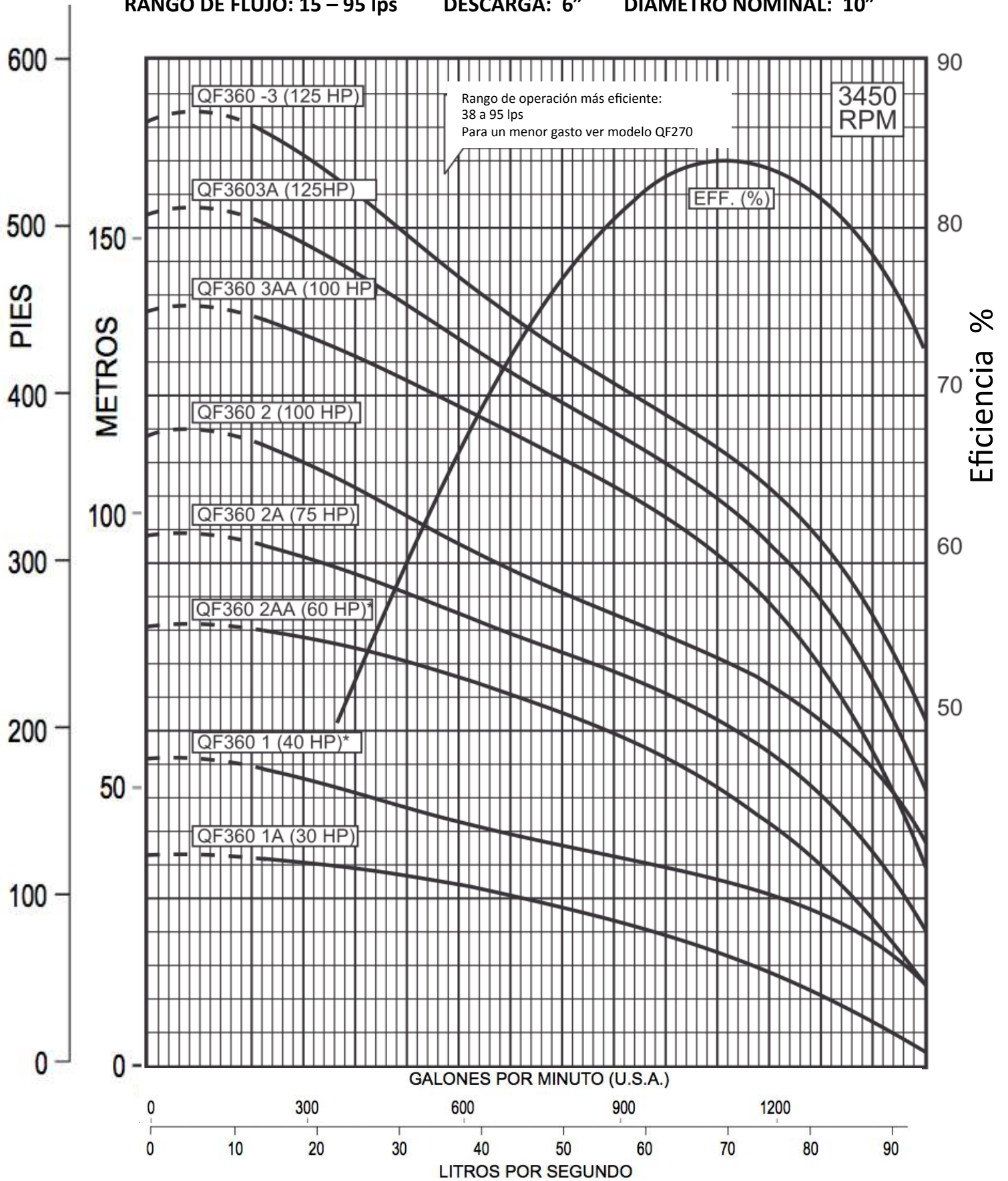


Fig. A

RANGO DE FLUJO: 15 – 95 lps

DESCARGA: 6"

DIÁMETRO NOMINAL: 10"



RANGO DE FLUJO: 15 – 95 lps

DESCARGA: 6"

DIÁMETRO NOMINAL: 10"

